



✓ 360 MATAGORDA COUNTY TAX OFFICE ✓

✓ 2025

MAKE CHECK PAYABLE TO: BAY CITY GAS P O BOX 1603 BAY CITY TX 77404-1603	SERVICE ADDRESS JAN 27 2026 1801 7TH ST / CTOO ✓		ACCOUNT NUMBER Incl 36061-2533460003 / 12-30-2		
	SERVICE PERIOD 12/02/25 TO 12/30/25 ✓	BILLING DATE 01/20/26			
READ DATE(G) METER NUM. PRES. READ PREV. READ TOTAL CCF	12/30/25 504053 22506 22347 159	TOTAL CCF 		DESCRIPTION AMOUNT BASIC SERVICE 19.00 GAS DELIVERY 128.00 COST OF GAS 87.45 THIS MONTH 234.45	
		Approved County Auditor 			
		TOTAL NOW DUE 234.45 ✓			
		PENALTY AMOUNT 0.00		PAY THIS AMOUNT AFTER 01/20/2026 234.45	

010-54410-504 ✓
1.20.26
\$K

3643 MATAGORDA COUNTY TAX OFFICE MESSAGES

JAN 20 2026 SK

Accounts with unpaid balances after the 20th may be assessed a \$45.00 fee and scheduled for disconnection. If disconnected, customers must come to the gas company office at 1100 6th to have service restored. Online payments will not restore service.

***** DUE DATE 1-20-26 *****

EMERGENCIES & AFTER HOURS CALL: 979-245-2311

Furnaces must have adequate airflow to operate safely. Make sure all vents are free of obstacles. More safety information at www.baycitygas.com or at 979-245-2327

TELEPHONE PAYMENT only at 1-877-273-3169.

ATTENTION: It may take up to 3 business days to process online payments.

P.O. Box 1189 ✓
 Edna, TX 77957-1189
 Edna (361) 771-4400
 Bay City (979) 245-3029



Office Hours:
 Monday - Friday
 8:00 a.m. - 5:00 p.m.

ACCOUNT #	ACCOUNT NAME	RATE	PCRF	BILL TYPE	SERVICE ADDRESS	TELEPHONE #			
52570001	MATAGORDA COUNTY PCT 3 (ALL)	20	0.095000	3	3372 FM 521	(361) 972-2719			
SERVICE PERIOD		NO. DAYS	READ TYPE	METER READING		METER NUMBER	MULT	KILOWATT USAGE	CHARGES
FROM	TO			PREVIOUS	PRESENT				
12/18/25	01/18/26 ✓	31	0			0			30.00
THANK YOU FOR YOUR PAYMENT 01/16/26									-30.00
PREVIOUS AMOUNT DUE									31.50
PREVIOUS UNPAID BALANCE									1.50
TOTAL AMOUNT DUE									31.50
(CURRENT BILL DUE DATE DOES NOT APPLY TO PREVIOUS BALANCE DUE)									
01054410 660 AH									
COMPARISONS	DAYS SERVICE	KWH USED	AVG. KWH/DAY	COST PER DAY	TOTAL NOW DUE			\$31.50 ✓	
CURRENT BILLING PERIOD	31	0	0	0.97	CURRENT BILL PAST DUE AFTER	02/17/26	BILL IS DUE UPON RECEIPT		
PREVIOUS BILLING PERIOD	30	0	0	1.00					
SAME PERIOD LAST YEAR	31	0	0	0.65	AFTER DUE DATE PAY			\$33.00	
					PAYMENT MUST BE RECEIVED BY 5PM ON THE DUE DATE VISIT OUR WEBSITE AT: www.myjec.coop DOWNLOAD THE JEC MOBILE APP FROM THE IOS APP STORE OR GOOGLE PLAY				

Bill Type

- 0 NORMAL
- 1 ESTIMATED
- 2 MINIMUM ESTIMATED
- 3 MINIMUM
- 4 FINAL
- 5 PRORATED
- 6 PRORATED MINIMUM
- 7 BUDGET BILL
- 8 WEATHERIZATION/CONTRACT
- 9 WAITING TO BE BILLED

Read Type

- 0 COMPUTER ESTIMATED
- 1 CONSUMER READ
- 2 COOP READ
- 3 CHARGEABLE READ
- 4 COOP READ - FIELD
- 5 NEW CONNECT

JAN 27 2026 *SR*


P.O. Box 1189
 Edna, TX 77957-1189
 Edna (361) 771-4400
 Bay City (979) 245-3029



Office Hours:
 Monday - Friday
 8:00 a.m. - 5:00 p.m.

ACCOUNT #	ACCOUNT NAME	RATE	PCRF	BILL TYPE	SERVICE ADDRESS	TELEPHONE #			
52570002	MATAGORDA COUNTY PCT 3 (ALL)	20	0.095000	1	306 CR 316	(361) 972-2719			
SERVICE PERIOD		NO. DAYS	READ TYPE	METER READING		METER NUMBER	MULT	KILOWATT USAGE	CHARGES
FROM	TO			PREVIOUS	PRESENT				
12/18/25	01/18/26	31	0	82	102	10502231	1	20	34.52
THANK YOU FOR YOUR PAYMENT 01/16/26									-37.93
PREVIOUS AMOUNT DUE									39.82
PREVIOUS UNPAID BALANCE									1.89
TOTAL AMOUNT DUE									36.41
(CURRENT BILL DUE DATE DOES NOT APPLY TO PREVIOUS BALANCE DUE)									
01054410660 AH									
COMPARISONS	DAYS SERVICE	KWH USED	AVG. KWH/DAY	COST PER DAY	TOTAL NOW DUE				\$36.41
CURRENT BILLING PERIOD	31	20	1	1.11	CURRENT BILL PAST DUE AFTER		02/17/26	BILL IS DUE UPON RECEIPT	
PREVIOUS BILLING PERIOD	30	47	2	1.26	AFTER DUE DATE PAY				\$38.13
SAME PERIOD LAST YEAR	0	0	0	0					

Your Electricity Use Over The Last 13 Months



PAYMENT MUST BE RECEIVED BY 5PM ON THE DUE DATE

VISIT OUR WEBSITE AT: www.myjec.coop

DOWNLOAD THE JEC MOBILE APP FROM THE iOS APP STORE OR GOOGLE PLAY

- | Bill Type | Read Type |
|---------------------------|----------------------|
| 0 NORMAL | 0 COMPUTER ESTIMATED |
| 1 ESTIMATED | 1 CONSUMER READ |
| 2 MINIMUM ESTIMATED | 2 COOP READ |
| 3 MINIMUM | 3 CHARGEABLE READ |
| 4 FINAL | 4 COOP READ - FIELD |
| 5 PRORATED | 5 NEW CONNECT |
| 6 PRORATED MINIMUM | |
| 7 BUDGET BILL | |
| 8 WEATHERIZATION/CONTRACT | |

JAN 27 2026 *SR*

2026



MATAGORDA WASTE DISPOSAL & WATER SUPPLY CORPORATION
P.O. BOX 196, MATAGORDA, TX 77457-0196
(979) 863-7261

✓ 777

FIRST-CLASS MAIL
U.S. POSTAGE
PAID
MATAGORDA TX 77457
PERMIT NO. 4

Inv. 1-14-26

JAN 27 2026

SERVICES	1/15/2026			CHARGES
	Current	Meter Readings Previous	Usage	
Water	201800	200540 ✓	1260	43.80
Sewage				43.80
Total Due				\$87.60
*** After Due Date 0.00 \$ 87.60 ***				

Matagorda WD & WSC

CUSTOMER ACCOUNT	DUE DATE PAST DUE AFTER THIS DATE
214	2/10/2026

TOTAL DUE UPON RECEIPT	PER DUE DATE PAY
87.60	87.60

MAIL THIS STUB WITH YOUR PAYMENT

RECEIVED JAN 21 2026

36 016-54410-613

County Barn
Pct. #2 PO Box 571
Matagorda TX 77457

Approved
County Auditor

Last payment received 1/13/26 for \$92.00.
<https://mwdwsc.myruralwater.com>

ANNUAL MEETING FOR RE ELECTION OF DIRECTORS IS MARC
MONDAY MARCH 16TH 2026 ANNUAL MEETING

Service will be disconnected on the 10th day after the delinquent notice is mailed
From 12/16/2025 to 1/14/2026 a late fee will be charged. Service will be restored after all past due charges are paid.

JAN 22 2026 SK

2025

TXU

JAN 27 2026

VENDOR # 2149 ACCT# 100064844327
INV# 055503723647 INVOICE DATED 1-12-26 DESC Nov-Dec 25

ADDRESS	ESI ID	METER #	SERV.	DATES	TOTAL	DEPT #
1700 7TH ST (COURTHOUSE)	10032789496308881	558026869	12/01/25	01/01/26	\$ 5,468.61	010-54410-510
2200 7TH ST (CMOB)	10032789456726070	558785152	11/01/25	12/02/25	\$ 2,234.80	010-54410-508
ODLTS 2200 7TH ST (CMOB)	10032789456726072	7007055046SD	11/03/25	12/03/25	\$ 21.85	010-54410-508
ODLTS 2200 7TH ST (CMOB)	10032789456726071	7007055012SD	11/03/25	12/03/25	\$ 33.54	010-54410-508
ODLTS NICHOLS AVE (PCT#1)	10032789485513551	7007116651SD	11/25/25	12/29/25	\$ 21.49	010-54410-612
ODLTS 2323 AVE E (JAIL)	10032789405892401	7006958123SD	12/01/25	01/01/26	\$ 16.82	010-54410-512
2323 AVE E (JAIL)	10032789405892400	558782187	12/01/25	01/01/26	\$ 3,682.04	010-54410-512
2308 AVE F (S.O.)	10032789485567631	558782938	12/01/25	01/01/26	\$ 878.30	010-54410-560
2021 AVE G BLDG 1 WELLS FARGO (CTOB)	10032789499291957	558782912	12/01/25	01/01/26	\$ 1,503.26	010-54410-509
INDOOR ARENA (FAIRGROUNDS)	10032789419218250	592403229	11/05/25	12/07/25	\$ 780.81	010-54410-661
HOME EC/MP BLDG (FAIRGROUNDS)	10032789474465420	592402234	11/05/25	12/07/25	\$ 437.59	010-54410-661
4511 FM 2668 UNIT 3 (FAIRGROUNDS)	10032789406762840	171155561	11/05/25	12/07/25	\$ 100.21	010-54410-661
FANS BACK OF ARENA (FAIRGROUNDS)	10032789499566851	119431781	11/05/25	12/07/25	\$ 25.01	010-54410-661
OUTDOOR ARENA (FAIRGROUNDS)	10032789444026850	151900075	11/05/25	12/07/25	\$ 274.67	010-54410-661
HOLDING PEN (FAIRGROUNDS)	10032789407891290	200574765	11/05/25	12/07/25	\$ 190.89	010-54410-661
FM 2668 UNIT 7 (FAIRGROUNDS)	10032789420166760	200229223	11/05/25	12/07/25	\$ 6.83	010-54410-661
CTR OF CARNIVAL (FAIRGROUNDS)	10032789419036321	125243718	11/05/25	12/07/25	\$ 5.90	010-54410-661
SHOW BARN/RV PARK (FAIRGROUNDS)	10032789443561762	590613354	11/05/25	12/07/25	\$ 55.52	010-54410-661
ODLTS HAMMAN RD (FAIRGROUNDS)	10032789443561763	7005516394SD	11/06/25	12/08/25	\$ 43.78	010-54410-661
HWY 60 OUTDOOR LTS(PCT#1)	10032789423558520	7006982603SD	11/20/25	12/22/25	\$ 21.98	010-54410-612
2604 NICHOLS AVE/CO BARN (PCT#1)	10032789459112270	122240792	11/05/25	12/07/25	\$ 114.11	010-54410-612
ODLTS 3520 NICHOLS AVE (PCT#1)	10032789479928771	7005770635SD	11/05/25	12/07/25	\$ 11.82	010-54410-612
ODLTS NICHOLS AVE (PCT#1)	10032789485513550	7007116623SD	11/07/25	12/09/25	\$ 106.01	010-54410-612
ODLTS NICHOLS AVE (PCT#1)	10032789485513552	7007116680SD	11/25/25	12/29/25	\$ 43.78	010-54410-612
ODLTS NICHOLS RD (FAIRGROUNDS)	10032789480469090	7007112012SD	11/07/25	12/09/25	\$ 43.26	010-54410-661
ODLTS BLESSING COMM CTR (PCT#4)	10032789461693261	7007074015SD	12/01/25	01/01/26	\$ 9.94	010-54410-615
ODLTS BLESSING PRK (PCT#4)	10032789402787492	7006972189SD	12/01/25	01/01/26	\$ 165.51	010-54410-615
HEFFINGER PRK LTS BLESSING (PCT#4)	10032789478079271	144074530	12/01/25	01/01/26	\$ 28.65	010-54410-615
BLESSING COMM CTR (PCT#4)	10032789434493655	592809348	12/01/25	01/01/26	\$ 538.32	010-54410-615
ST LTS BLESSING CC PAVILION (PCT#4)	10032789436470608	7005470886SD	11/25/25	12/29/25	\$ 21.98	010-54410-615
BLESSING BALLPRK W UNIT (PCT#4)	10032789402787491	558783656	12/01/25	01/01/26	\$ 653.00	010-54410-615
E END OF PRK BLESSING (PCT#4)	10032789497890130	119426810	12/01/25	01/01/26	\$ 103.30	010-54410-615
ODLTS BLESSING CC 935 (PCT#4)	10032789496744773	7005911722MV	11/26/25	12/30/25	\$ 55.58	010-54410-615
ODLTS BLESSING CC 932 (PCT#4)	10032789496744772	7007144530MV	11/26/25	12/30/25	\$ 16.31	010-54410-615
EL MATON UNIT P43 (TRANSFER ST)	10032789482241440	169715859	11/10/25	12/10/25	\$ 5.67	010-54410-595

1
2 OR
3
4
5 OR
6 OR
7 OR
8
9
10
11
12
13
14
15
16
17
18
19
20 OR
21 OR
22 OR
23 OR
24 OR
25
26
27
28
29
30
31
32
33
34
35

TXU

ADDRESS	ESI ID	METER #	SERV.	DATES	TOTAL	DEPT #
ODLTS MARKHAM CC (PCT#4)	10032789476839781	7007105031OT	11/18/25	12/18/25	\$ 21.49	010-54410-615
190 AVE F MARKHAM ANNEX (PCT#4)	10032789426253880	157911497	11/18/25	12/18/25	\$ 34.09	010-54410-615
MARKHAM COMM CTR (PCT#4)	10032789476839780	200043930	11/18/25	12/18/25	\$ 189.34	010-54410-615
190 AVE F UNIT FIRESTATION MARKHAM (PCT#4)	10032789487564611	200305070	11/18/25	12/18/25	\$ 67.39	010-54410-615
190 AVE F MARKHAM (JP#4)	10032789461015050	163788084	11/18/25	12/18/25	\$ 76.89	010-54410-464
SELKIRK FIRE DEPT (PCT#2)	10032789427413670	122279171	11/14/25	12/16/25	\$ 39.33	010-54410-613
18 BAYVIEW MATAGORDA (JP#2)	10032789403973976	119711668	11/17/25	12/17/25	\$ 8.42	010-54410-462
414 FISHER MATAGORDA (PCT#2) Cstand	10032789427542180	200527912	11/17/25	12/17/25	\$ 12.92	010-54410-613
MATAGORDA (TRANSFER ST)	10032789494278861	119431822	11/13/25	12/15/25	\$ 9.65	010-54410-595
115 LAUREL MATAGORDA (PCT#2) OP OFFICE	10032789495257641	200292168	11/17/25	12/17/25	\$ 20.33	010-54410-613
772 LAUREL OLD SCHOOL MATAGORDA/PCT#2	10032789417127397	148896249	11/17/25	12/17/25	\$ 10.82	010-54410-613
487 MAGNOLIA MATAGORDA CO BARN (PCT#2)	10032789414370120	200227986	11/17/25	12/17/25	\$ 155.93	010-54410-613
MATAGORDA FIREMAN'S HALL (PCT#2)	10032789446568110	122330875	11/17/25	12/17/25	\$ 220.74	010-54410-613
ODLTS RIVERBEND MATAGORDA (MARINE)	10032789432664941	7006992918SD	11/17/25	12/17/25	\$ 21.49	024-54410-662
ODLTS WATER WELL MIDFIELD (PCT#4)	10032789492176731	7007147859SD	11/03/25	12/03/25	\$ 16.48	010-54410-615
MIDFIELD COMM CTR (PCT#4)	10032789459047060	157104699	11/03/25	12/03/25	\$ 192.77	010-54410-615
ODLTS MIDFIELD COMM CTR (PCT#4)	10032789459047061	7007074246SD	11/03/25	12/03/25	\$ 11.58	010-54410-615
ODLTS MIDFIELD FIRE ST (PCT#4)	10032789461418841	7007068113SD	11/03/25	12/03/25	\$ 16.48	010-54410-615
RAWLS UNIT FIRESTATION MIDFIELD (PCT#4)	10032789433412700	136592656	11/03/25	12/03/25	\$ 130.07	010-54410-615
ST LTS BLESSING PRK (PCT#4)	10032789441468646	7005524968SD	11/25/25	12/29/25	\$ 44.70	010-54410-615
405 COMMERCE PALACIOS(JP#3)	10032789440808411	119430885	11/19/25	12/21/25	\$ 276.46	010-54410-463
ODLTS 25000 SH 35 (PCT#3)	10032789474945242	7005712552SD	11/10/25	12/10/25	\$ 85.94	010-54410-614
25000 SH 35 (PCT#3)	10032789453394875	120730531/200161839	11/10/25	12/10/25	\$ 49.46	010-54410-614
25000 SH 35 UNIT P7 (PCT#3)	10032789474945241	122240914	11/10/25	12/10/25	\$ 26.50	010-54410-614
17817 WOOD PLEDGER COMM CTR(PCT#1)	1008901015815710800100	190851001	11/18/25	12/18/25	\$ 156.52	010-54410-612
FINANCE CHARGES - LATE PAYMENT PENALTY						010-54410-510
TOTAL:					\$ 19,616.93	

36
37
38
39
40 OR
41
42
43
44
45
46
47
48
49 OR
50 OR
51 OR
52 OR
53 OR
54 OR
55 OR
56 OR
57
58
59
60 OR

BILL OUT TO MATAGORDA HISTORICAL SOCIETY

Approved
County Auditor
SR *JH*



2149

Customer Name: MATAGORDA COUNTY
Account Number: 100064844327
Invoice Number: 055503723647
Invoice Date: 01/12/2026

Account Summary

Table with 6 columns: Previous Balance, Credits/Payments, Balance Forward, Current Charges, Amount Due, Due Date. Amount Due is circled in red.

See remaining pages for invoice details.

Customer Communications

Approved County Auditor SR

Handwritten signature in blue ink

JAN 21 2026 SR

How to Contact Us

Account Service Manager
Commercial Support Team
Phone: (866) 898-3465
Email: commercialsupport@txu.com
Customer Service: 8:30AM - 5:30PM M-F

Power Outage Notification:
American Electric Power - 1-866-223-8508
CenterPoint Energy - 1-800-332-7143

REP Certificate: #10004

Please return this portion with your payment in the enclosed envelope. Make checks payable to TXU Energy. Do not include correspondence with your payment.

The TXU Energy AidSM program helps families in critical situations with bill payment assistance. For Donations Only

One-time gift to TXU Energy AidSM program \$
Recurring monthly donation to TXU Energy AidSM program \$

Account Number: 100064844327

Table with 2 columns: Amount Due, Due Date. Amount Due: \$19,616.93, Due Date: 02/11/2026

To ensure proper payment posting, please provide this number (100064844327) on all payments and send to the address directly below.



MATAGORDA COUNTY
1700 7TH ST, RM 301
BAY CITY TX 77414-5034



TXU ENERGY
PO BOX 650638
DALLAS, TX 75265-0638

211000648443270001961693000000000005

000052 1/33

Customer Name: MATAGORDA COUNTY
Account Number: 100064844327
Invoice Number: 055503723647
Invoice Date: 01/12/2026

Important Information

Your satisfaction is our top priority. Do you have feedback? Email us at txuexec@txu.com or write us at TXU Energy Executive Feedback, PO Box 650764, Dallas, TX 75265-0764. The amount billed may include price changes allowed by law or regulatory actions. See an unauthorized charge on your bill? Call us toll-free at 1-866-898-3465 (8:30AM - 5:30PM M-F), and we'll work to resolve any issues. If you're not satisfied with the resolution, you may file a complaint with the Public Utility Commission of Texas PO Box 13326, Austin, TX 78711-3326; (512) 936-7120 or toll-free in Texas (888) 782-8477. Hearing and speech-impaired individuals with text telephones (TTY) may contact the Public Utility Commission of Texas at (800) 735-2988.

Account Summary Detail

Previous Balance		\$	23,586.60	
Credits/Payments				
Inc. Check Payment	01/03/2026	\$	23,586.60	CR
Subtotal		\$	<u>23,586.60</u>	CR
Balance Forward		\$	0.00	
Debits/Charges		\$	0.00	



Customer Name: MATAGORDA COUNTY
Account Number: 100064844327
Invoice Number: 055503723647
Invoice Date: 01/12/2026

Account Summary

ESI ID Facility ID	Service Address	Start Service End Service	kWh Actual kW/kVA	Commercial TDU Charges	Commercial Taxes TDU Taxes	Total Charges	Flag
10032789496308881	1700 7TH ST BAY CITY, TX 77414-5080	12/01/2025 01/01/2026	85,632 156	\$3,392.85 \$2,075.76	\$0.00 \$0.00	\$5,468.61	
10032789456726070	2200 7TH ST BAY CITY, TX 77414-5254	11/01/2025 12/02/2025	25,960 92	\$1,022.72 \$1,212.08	\$0.00 \$0.00	\$2,234.80	
10032789456726072	2200 7TH ST UNIT FL BAY CITY, TX 77414-5254	11/03/2025 12/03/2025	155 -	\$6.10 \$15.75	\$0.00 \$0.00	\$21.85	
10032789456726071	2200 7TH ST UNIT FL BAY CITY, TX 77414-5254	11/03/2025 12/03/2025	208 -	\$8.18 \$25.36	\$0.00 \$0.00	\$33.54	
10032789485513551	NICHOLS AVE UNIT 400FLD2 BAY CITY, TX 77414	11/25/2025 12/29/2025	155 -	\$6.02 \$15.47	\$0.00 \$0.00	\$21.49	
10032789405892401	2323 AVENUE E BAY CITY, TX 77414-6001	12/01/2025 01/01/2026	104 -	\$4.13 \$12.69	\$0.00 \$0.00	\$16.82	
10032789405892400	2323 AVENUE E BAY CITY, TX 77414-6001	12/01/2025 01/01/2026	58,368 102	\$2,312.63 \$1,369.41	\$0.00 \$0.00	\$3,682.04	
10032789485567631	2308 AVENUE F BAY CITY, TX 77414-6045	12/01/2025 01/01/2026	12,560 27	\$497.64 \$380.66	\$0.00 \$0.00	\$878.30	
10032789499291957	2021 AVENUE G BLDG 1 BAY CITY, TX 77414-5003	12/01/2025 01/01/2026	21,080 48	\$835.24 \$668.02	\$0.00 \$0.00	\$1,503.26	
10032789419218250	4511 FM 2668 UNIT 1 BAY CITY, TX 77414-3991	11/05/2025 12/07/2025	6,560 38	\$254.77 \$526.04	\$0.00 \$0.00	\$780.81	
10032789474465420	4511 FM 2668 UNIT 2 BAY CITY, TX 77414-3991	11/05/2025 12/07/2025	800 31	\$31.07 \$406.52	\$0.00 \$0.00	\$437.59	
10032789406762840	4511 FM 2668 UNIT 3 BAY CITY, TX 77414-3991	11/05/2025 12/07/2025	281 5	\$10.91 \$89.30	\$0.00 \$0.00	\$100.21	
10032789499566851	4511 FM 2668 UNIT 4 BAY CITY, TX 77414-3991	11/05/2025 12/07/2025	10 -	\$0.39 \$24.62	\$0.00 \$0.00	\$25.01	
10032789444026850	4511 FM 2668 UNIT 5 BAY CITY, TX 77414-3991	11/05/2025 12/07/2025	443 19	\$17.21 \$257.46	\$0.00 \$0.00	\$274.67	
10032789407891290	4511 FM 2668 UNIT 6 BAY CITY, TX 77414-3991	11/05/2025 12/07/2025	732 11	\$28.43 \$162.46	\$0.00 \$0.00	\$190.89	
10032789420166760	4511 FM 2668 UNIT 7 BAY CITY, TX 77414-3991	11/05/2025 12/07/2025	14 -	\$0.54 \$6.29	\$0.00 \$0.00	\$6.83	
10032789419036321	4511 FM 2668 UNIT 8 BAY CITY, TX 77414-3991	11/05/2025 12/07/2025	3 -	\$0.11 \$5.79	\$0.00 \$0.00	\$5.90	
10032789443561762	4511 FM 2668 UNIT 9 BAY CITY, TX 77414-3991	11/05/2025 12/07/2025	280 2	\$10.87 \$44.65	\$0.00 \$0.00	\$55.52	
10032789443561763	HAMMAN RD ODLT 400HPS AL BAY CITY, TX 77414	11/06/2025 12/08/2025	310 -	\$12.28 \$31.50	\$0.00 \$0.00	\$43.78	
10032789423558520	STATE HIGHWAY 60 STLG 250HPSA BAY CITY, TX 77414	11/20/2025 12/22/2025	104 -	\$4.05 \$17.93	\$0.00 \$0.00	\$21.98	
10032789459112270	2604 NICHOLS AVE BAY CITY, TX 77414-6958	11/05/2025 12/07/2025	1,275 9	\$50.53 \$63.58	\$0.00 \$0.00	\$114.11	
10032789479928771	3588 1/2 NICHOLS AVE BAY CITY, TX 77414-7383	11/05/2025 12/07/2025	57 -	\$2.27 \$9.55	\$0.00 \$0.00	\$11.82	
10032789485513550	NICHOLS AVE UNIT 250HPSA BAY CITY, TX 77414	11/07/2025 12/09/2025	520 -	\$20.60 \$85.41	\$0.00 \$0.00	\$106.01	
10032789485513552	NICHOLS AVE UNIT 400FLD1 BAY CITY, TX 77414	11/25/2025 12/29/2025	310 -	\$12.28 \$31.50	\$0.00 \$0.00	\$43.78	
10032789480469090	NICHOLS RD UNIT 250HPSA BAY CITY, TX 77414	11/07/2025 12/09/2025	208 -	\$8.22 \$35.04	\$0.00 \$0.00	\$43.26	
10032789461693261	FM 616 W BLESSING, TX 77419	12/01/2025 01/01/2026	39 -	\$1.50 \$8.44	\$0.00 \$0.00	\$9.94	

000052 2/33

Customer Name: MATAGORDA COUNTY
Account Number: 100064844327
Invoice Number: 055503723647
Invoice Date: 01/12/2026

ESI ID Facility ID	Service Address	Start Service End Service	kWh Actual kW/kVA	Commercial TDU Charges	Commercial Taxes TDU Taxes	Total Charges	Flag
10032789402787492	FM 616 W STLG 250HPS BLESSING, TX 77419	12/01/2025 01/01/2026	832 -	\$32.30 \$133.21	\$0.00 \$0.00	\$165.51	
10032789478079271	AVENUE C UNIT PRKLI BLESSING, TX 77419	12/01/2025 01/01/2026	276 1	\$10.71 \$17.94	\$0.00 \$0.00	\$28.65	
10032789434493655	734 FM 616 BLESSING, TX 77419	12/01/2025 01/01/2026	3,680 29	\$142.90 \$395.42	\$0.00 \$0.00	\$538.32	
10032789436470608	139 FM 616 W STLG 250HPS BLESSING, TX 77419	11/25/2025 12/29/2025	104 -	\$4.05 \$17.93	\$0.00 \$0.00	\$21.98	
10032789402787491	560 FM 616 W UNIT PARK BLESSING, TX 77419	12/01/2025 01/01/2026	1,152 44	\$44.73 \$608.27	\$0.00 \$0.00	\$653.00	
10032789497890130	201 FM 616 W UNIT SEWLIFT BLESSING, TX 77419	12/01/2025 01/01/2026	1,172 8	\$45.52 \$57.78	\$0.00 \$0.00	\$103.30	
10032789496744773	935 STREETLIGHT STLG 400MV BLESSING, TX 77419	11/26/2025 12/30/2025	290 -	\$11.26 \$44.32	\$0.00 \$0.00	\$55.58	
10032789496744772	932 STREETLIGHT UNIT 175MV BLESSING, TX 77419	11/26/2025 12/30/2025	70 -	\$2.72 \$13.59	\$0.00 \$0.00	\$16.31	
10032789482241440	FM 459 UNIT P43 EL MATON, TX 77440	11/10/2025 12/10/2025	- -	\$0.00 \$5.67	\$0.00 \$0.00	\$5.67	
10032789476839781	190 AVENUE F ODLT 400HPS MARKHAM, TX 77456	11/18/2025 12/18/2025	155 -	\$6.02 \$15.47	\$0.00 \$0.00	\$21.49	
10032789426253880	190 AVENUE F UNIT ANNEX MARKHAM, TX 77456	11/18/2025 12/18/2025	341 3	\$13.25 \$20.84	\$0.00 \$0.00	\$34.09	
10032789476839780	190 AVENUE F UNIT COMMCNT MARKHAM, TX 77456	11/18/2025 12/18/2025	819 11	\$31.79 \$157.55	\$0.00 \$0.00	\$189.34	
10032789487564611	190 AVENUE F UNIT FIRESTA MARKHAM, TX 77456	11/18/2025 12/18/2025	741 -	\$28.77 \$38.62	\$0.00 \$0.00	\$67.39	
10032789461015050	190 AVENUE F UNIT JP OFF MARKHAM, TX 77456	11/18/2025 12/18/2025	855 -	\$33.19 \$43.70	\$0.00 \$0.00	\$76.89	
10032789427413670	1203 COUNTY ROAD 243 UNIT FIRESTA MATAGORDA, TX 77457	11/14/2025 12/16/2025	404 4	\$15.69 \$23.64	\$0.00 \$0.00	\$39.33	
10032789403973976	18 COUNTY ROAD 252 MATAGORDA, TX 77457	11/17/2025 12/17/2025	33 2	\$1.28 \$7.14	\$0.00 \$0.00	\$8.42	
10032789427542180	414 FISHER MATAGORDA, TX 77457	11/17/2025 12/17/2025	87 -	\$3.39 \$9.53	\$0.00 \$0.00	\$12.92	
10032789494278861	OLD GULF RD UNIT STATION COLLECT STA MATAGORDA, TX 77457	11/13/2025 12/15/2025	48 1	\$1.85 \$7.80	\$0.00 \$0.00	\$9.65	
10032789495257641	115 LAUREL MATAGORDA, TX 77457	11/17/2025 12/17/2025	176 4	\$6.82 \$13.51	\$0.00 \$0.00	\$20.33	
10032789417127397	772 LAUREL SEASONAL METER MATAGORDA, TX 77457	11/17/2025 12/17/2025	62 6	\$2.40 \$8.42	\$0.00 \$0.00	\$10.82	
10032789414370120	487 MAGNOLIA ST UNIT MATAGORDA, TX 77457	11/17/2025 12/17/2025	898 8	\$34.87 \$121.06	\$0.00 \$0.00	\$155.93	
10032789446568110	637 MARKET ST UNIT FIRESTA MATAGORDA, TX 77457	11/17/2025 12/17/2025	589 14	\$22.87 \$197.87	\$0.00 \$0.00	\$220.74	
10032789432664941	2 RIVER BEND ODLT 400HPS MATAGORDA, TX 77457	11/17/2025 12/17/2025	155 -	\$6.02 \$15.47	\$0.00 \$0.00	\$21.49	
10032789492176731	HIGHWAY 111 ODL MIDFIELD, TX 77458	11/03/2025 12/03/2025	104 -	\$4.02 \$12.46	\$0.00 \$0.00	\$16.48	
10032789459047060	110 JUNETTA AVE MIDFIELD, TX 77458	11/03/2025 12/03/2025	1,305 9	\$50.38 \$142.39	\$0.00 \$0.00	\$192.77	



Customer Name: MATAGORDA COUNTY
Account Number: 100064844327
Invoice Number: 055503723647
Invoice Date: 01/12/2026

ESI ID Facility ID	Service Address	Start Service End Service	kWh Actual kW/kVA	Commercial TDU Charges	Commercial Taxes TDU Taxes	Total Charges	Flag
10032789459047061	110 JUNETTA ODLT 150HPS AL MIDFIELD, TX 77458	11/03/2025 12/03/2025	57 -	\$2.21 \$9.37	\$0.00 \$0.00	\$11.58	
10032789461418841	RAWLS ODL MIDFIELD, TX 77458	11/03/2025 12/03/2025	104 -	\$4.02 \$12.46	\$0.00 \$0.00	\$16.48	
10032789433412700	RAWLS UNIT FIRES MIDFIELD, TX 77458	11/03/2025 12/03/2025	1,670 3	\$64.48 \$65.59	\$0.00 \$0.00	\$130.07	
10032789441468646	955 STREETLIGHT STLG 1000HPS MIDFIELD, TX 77458	11/25/2025 12/29/2025	367 -	\$14.24 \$30.46	\$0.00 \$0.00	\$44.70	
10032789440808411	405 COMMERCE ST PALACIOS, TX 77465-5468	11/19/2025 12/21/2025	1,385 16	\$54.33 \$222.13	\$0.00 \$0.00	\$276.46	
10032789474945242	25000 STATE HIGHWAY 35 S PALACIOS, TX 77465-1920	11/10/2025 12/10/2025	620 -	\$24.07 \$61.87	\$0.00 \$0.00	\$85.94	
10032789453394875	25000 STATE HIGHWAY 35 S UNIT OFFIC PALACIOS, TX 77465-1920	11/10/2025 12/10/2025	526 5	\$20.41 \$29.05	\$0.00 \$0.00	\$49.46	
10032789474945241	25000 STATE HIGHWAY 35 S UNIT P7 PALACIOS, TX 77465-1920	11/10/2025 12/10/2025	250 7	\$9.71 \$16.79	\$0.00 \$0.00	\$26.50	
1008901015815710800100	17817 WOOD PLEDGER, TX 77468-0000	11/18/2025 12/18/2025	261 13	\$10.14 \$146.38	\$0.00 \$0.00	\$156.52	

\$19,616.93

Flag Key
F - Final Bill
A - Adjusted Period
E - Estimated

Debits -

Current Charges **\$19,616.93**

Customer Name: MATAGORDA COUNTY
 Account Number: 100064844327
 Invoice Number: 055503723647
 Invoice Date: 01/12/2026

510

ESI ID Detail:

Service Address: 1700 7TH ST BAY CITY, TX 77414-5080
 Product: Fixed Price

ESI ID: 10032789496308881

Meter ID	Days	Read Type	Previous Read Date	Previous Meter Read	Current Read Date	Current Meter Read	Multiplier	Usage (kWh)	Actual kW/kVA	Billed kW/kVA
558026869	32	Actual	12/01/2025	✓ 63824	01/01/2026	64270	192.00	85632	156	156
TOTAL								85632	156	156

Electric Service Commercial

Service Period: 12/01/2025 to 01/01/2026 ✓
 TXU Energy Fixed Price

Base Usage	85632 kWh @	\$ 0.0377995	\$3,236.85
Other Charges			\$9.42
Market Securitization (Debt) Financing			\$46.82
Other ERCOT Incremental AS Charges			\$26.57
PUC Assessment			\$5.55
Gross Receipts Reimb			\$67.64

Total Commercial Charges \$3,392.85

Electric Service Distribution

Service Period: 12/01/2025 to 01/01/2026

Base Charge			\$2.28
Meter Charge			\$19.72
Distribution System Charge	155.5 kW @	\$ 7.148	\$1,111.51
Transmission Cost Recov Factor	155.5 kW @	\$ 4.375157	\$680.34
Distribution Cost Recovery	155.5 kW @	\$ 0.550016	\$85.53
Storm Recovery Charge	160.8 kW @	\$ 0.265218	\$42.65
Storm Recovery Tax Credit	160.8 kW @	\$ 0.013764	\$2.21 CR
Energy Efficiency	85,632 kWh @	\$ 0.00067	\$57.37
TEEEF	155.5 kW @	\$ 0.2281	\$35.47
PUC Assessment			\$3.27
Gross Receipts Reimb			\$39.83

Total Distribution Charges \$2,075.76

TOTAL CHARGES FOR ESI ID \$5,468.61



Customer Name: MATAGORDA COUNTY
 Account Number: 100064844327
 Invoice Number: 055503723647
 Invoice Date: 01/12/2026

508

ESI ID Detail:

Service Address: 2200 7TH ST BAY CITY, TX 77414-5254
 Product: Fixed Price

ESI ID: 10032789456726070

Meter ID	Days	Read Type	Previous Read Date	Previous Meter Read	Current Read Date	Current Meter Read	Multiplier	Usage (kWh)	Actual kW/kVA	Billed kW/kVA
558785152	32	Actual	11/01/2025	✓ 98994	12/02/2025	99643	40.00	25960	92	91
TOTAL								25960	92	91

Electric Service Commercial

Service Period: 11/01/2025 to 12/02/2025 ✓

TXU Energy Fixed Price

Base Usage	25960 kWh @	\$ 0.0377995	\$981.27
Other Charges			\$2.63
Market Securitization (Debt) Financing			\$12.68
Other ERCOT Incremental AS Charges			\$4.08
PUC Assessment			\$1.67
Gross Receipts Reimb			\$20.39

Total Commercial Charges \$1,022.72

Electric Service Distribution

Service Period: 11/01/2025 to 12/02/2025

Base Charge			\$2.28
Meter Charge			\$19.72
Distribution System Charge	91.4 kW @	\$ 7.148	\$653.33
Transmission Cost Recov Factor	91.4 kW @	\$ 4.375157	\$399.89
Distribution Cost Recovery	91.4 kW @	\$ 0.550016	\$50.27
Storm Recovery Charge	92.2 kW @	\$ 0.265218	\$24.45
Storm Recovery Tax Credit	92.2 kW @	\$ 0.013764	\$1.27 CR
Energy Efficiency	25,960 kWh @	\$ 0.00067	\$17.39
TEEEF	91.4 kW @	\$ 0.2281	\$20.85
PUC Assessment			\$1.91
Gross Receipts Reimb			\$23.26

Total Distribution Charges \$1,212.08

TOTAL CHARGES FOR ESI ID \$2,234.80

Customer Name: MATAGORDA COUNTY
 Account Number: 100064844327
 Invoice Number: 055503723647
 Invoice Date: 01/12/2026

508

ESI ID Detail:

Service Address: 2200 7TH ST UNIT FL BAY CITY, TX 77414-5254
Product: Fixed Price

ESI ID: 10032789456726072

Meter ID	Days	Read Type	Previous Read Date	Previous Meter Read	Current Read Date	Current Meter Read	Multiplier	Usage (kWh)	Actual kW/kVA	Billed kW/kVA
7007055046SD	31	Actual	11/03/2025	0	12/03/2025	✓ 155	1.00	155		
TOTAL								155	0	0

Electric Service Commercial

Service Period: 11/03/2025 to 12/03/2025 ✓
 TXU Energy Fixed Price

Base Usage	155 kWh @	\$ 0.0377995	\$5.86
Other Charges			\$0.02
Market Securitization (Debt) Financing			\$0.07
Other ERCOT Incremental AS Charges			\$0.02
PUC Assessment			\$0.01
Gross Receipts Reimb			\$0.12

Total Commercial Charges \$6.10

Electric Service Distribution

Service Period: 11/03/2025 to 12/03/2025

Outdoor Lighting - Facilities			\$7.51
Distribution System Charge	155 kWh @	\$ 0.0264516	\$4.10
Transmission Cost Recov Factor	155 kWh @	\$ 0.0108387	\$1.68
Distribution Cost Recovery	155 kWh @	\$ 0.0042581	\$0.66
Storm Recovery Charge	155 kWh @	\$ 0.0092903	\$1.44
Storm Recovery Tax Credit	155 kWh @	\$ 0.0004516	\$0.07 CR
TEEEF	155 kWh @	\$ 0.0008387	\$0.13
PUC Assessment			\$0.02
Gross Receipts Reimb			\$0.28

Total Distribution Charges \$15.75

TOTAL CHARGES FOR ESI ID \$21.85 ✓

DST 00072061



Customer Name: MATAGORDA COUNTY
 Account Number: 100064844327
 Invoice Number: 055503723647
 Invoice Date: 01/12/2026

508

ESI ID Detail:

Service Address: 2200 7TH ST UNIT FL BAY CITY, TX 77414-5254
Product: Fixed Price

ESI ID: 10032789456726071

Meter ID	Days	Read Type	Previous Read Date	Previous Meter Read	Current Read Date	Current Meter Read	Multiplier	Usage (kWh)	Actual kW/kVA	Billed kW/kVA
7007055012SD	31	Actual	11/03/2025	0	12/03/2025	✓ 208	1.00	208		
TOTAL								208	0	0

Electric Service Commercial

Service Period: 11/03/2025 to 12/03/2025 ✓

TXU Energy Fixed Price

Base Usage	208 kWh @	\$ 0.0377995	\$7.86
Other Charges			\$0.02
Market Securitization (Debt) Financing			\$0.10
Other ERCOT Incremental AS Charges			\$0.03
PUC Assessment			\$0.01
Gross Receipts Reimb			\$0.16

Total Commercial Charges \$8.18

Electric Service Distribution

Service Period: 11/03/2025 to 12/03/2025

Outdoor Lighting - Facilities			\$14.22
Distribution System Charge	208 kWh @	\$ 0.0264423	\$5.50
Transmission Cost Recov Factor	208 kWh @	\$ 0.0108173	\$2.25
Distribution Cost Recovery	208 kWh @	\$ 0.0042308	\$0.88
Storm Recovery Charge	208 kWh @	\$ 0.0093269	\$1.94
Storm Recovery Tax Credit	208 kWh @	\$ 0.0004808	\$0.10 CR
TEEEF	208 kWh @	\$ 0.0008173	\$0.17
PUC Assessment			\$0.04
Gross Receipts Reimb			\$0.46

Total Distribution Charges \$25.36

TOTAL CHARGES FOR ESI ID \$33.54 ✓

Customer Name: MATAGORDA COUNTY
 Account Number: 100064844327
 Invoice Number: 055503723647
 Invoice Date: 01/12/2026

612

ESI ID Detail:

Service Address: NICHOLS AVE UNIT 400FLD2 BAY CITY, TX 77414
Product: Fixed Price

ESI ID: 10032789485513551

Meter ID	Days	Read Type	Previous Read Date	Previous Meter Read	Current Read Date	Current Meter Read	Multiplier	Usage (kWh)	Actual kW/kVA	Billed kW/kVA
7007116651SD	35	Actual	11/25/2025	0	12/29/2025	✓ 155	1.00	155		
TOTAL								155	0	0

Electric Service Commercial

Service Period: 11/25/2025 to 12/29/2025 ✓

TXU Energy Fixed Price

Base Usage	155 kWh @	\$ 0.0377995	\$5.86
Other Charges			\$0.02
Market Securitization (Debt) Financing			\$0.08
Other ERCOT Incremental AS Charges			\$0.05
PUC Assessment			\$0.01

Total Commercial Charges \$6.02

Electric Service Distribution

Service Period: 11/25/2025 to 12/29/2025

Outdoor Lighting - Facilities			\$7.51
Distribution System Charge	155 kWh @	\$ 0.0264516	\$4.10
Transmission Cost Recov Factor	155 kWh @	\$ 0.0108387	\$1.68
Distribution Cost Recovery	155 kWh @	\$ 0.0042581	\$0.66
Storm Recovery Charge	155 kWh @	\$ 0.0092903	\$1.44
Storm Recovery Tax Credit	155 kWh @	\$ 0.0004516	\$0.07 CR
TEEEF	155 kWh @	\$ 0.0008387	\$0.13
PUC Assessment			\$0.02

Total Distribution Charges \$15.47

TOTAL CHARGES FOR ESI ID \$21.49 ✓

12/29/25

DST 00072061



Customer Name: MATAGORDA COUNTY
 Account Number: 100064844327
 Invoice Number: 055503723647
 Invoice Date: 01/12/2026

512

ESI ID Detail:

Service Address: 2323 AVENUE E BAY CITY, TX 77414-6001
 Product: Fixed Price

ESI ID: 10032789405892401

Meter ID	Days	Read Type	Previous Read Date	Previous Meter Read	Current Read Date	Current Meter Read	Multiplier	Usage (kWh)	Actual kW/kVA	Billed kW/kVA
7006958123SD	32	Actual	12/01/2025	0	01/01/2026	✓ 104	1.00	104		
TOTAL								104	0	0

Electric Service Commercial

Service Period: 12/01/2025 to 01/01/2026 ✓

TXU Energy Fixed Price

Base Usage	104 kWh @	\$ 0.0377995	\$3.93
Other Charges			\$0.01
Market Securitization (Debt) Financing			\$0.06
Other ERCOT Incremental AS Charges			\$0.04
PUC Assessment			\$0.01
Gross Receipts Reimb			\$0.08

Total Commercial Charges \$4.13

Electric Service Distribution

Service Period: 12/01/2025 to 01/01/2026

Outdoor Lighting - Facilities			\$7.11
Distribution System Charge	104 kWh @	\$ 0.0264423	\$2.75
Transmission Cost Recov Factor	104 kWh @	\$ 0.0108654	\$1.13
Distribution Cost Recovery	104 kWh @	\$ 0.0042308	\$0.44
Storm Recovery Charge	104 kWh @	\$ 0.0093269	\$0.97
Storm Recovery Tax Credit	104 kWh @	\$ 0.0004808	\$0.05 CR
TEEEF	104 kWh @	\$ 0.0008654	\$0.09
PUC Assessment			\$0.02
Gross Receipts Reimb			\$0.23

Total Distribution Charges \$12.69

TOTAL CHARGES FOR ESI ID \$16.82 ✓

Customer Name: MATAGORDA COUNTY
 Account Number: 100064844327
 Invoice Number: 055503723647
 Invoice Date: 01/12/2026

512

ESI ID Detail:

Service Address: 2323 AVENUE E BAY CITY, TX 77414-6001
 Product: Fixed Price

ESI ID: 10032789405892400

Meter ID	Days	Read Type	Previous Read Date	Previous Meter Read	Current Read Date	Current Meter Read	Multiplier	Usage (kWh)	Actual kW/kVA	Billed kW/kVA
558782187	32	Actual	12/01/2025	✓ 50522	01/01/2026	50826	192.00	58368	102	102
TOTAL								58368	102	102

Electric Service Commercial

Service Period: 12/01/2025 to 01/01/2026 ✓
 TXU Energy Fixed Price

Base Usage	58368 kWh @	\$ 0.0377995	\$2,206.28
Other Charges			\$6.42
Market Securitization (Debt) Financing			\$31.92
Other ERCOT Incremental AS Charges			\$18.11
PUC Assessment			\$3.79
Gross Receipts Reimb			\$46.11

Total Commercial Charges \$2,312.63

Electric Service Distribution

Service Period: 12/01/2025 to 01/01/2026

Base Charge			\$2.28
Meter Charge			\$19.72
Distribution System Charge	101.8 kW @	\$ 7.148	\$727.67
Transmission Cost Recov Factor	101.8 kW @	\$ 4.375157	\$445.39
Distribution Cost Recovery	101.8 kW @	\$ 0.550016	\$55.99
Storm Recovery Charge	109.8 kW @	\$ 0.265218	\$29.12
Storm Recovery Tax Credit	109.8 kW @	\$ 0.013764	\$1.51 CR
Energy Efficiency	58,368 kWh @	\$ 0.00067	\$39.11
TEEEF	101.8 kW @	\$ 0.2281	\$23.22
PUC Assessment			\$2.16
Gross Receipts Reimb			\$26.26

Total Distribution Charges \$1,369.41

TOTAL CHARGES FOR ESI ID \$3,682.04 ✓



Customer Name: MATAGORDA COUNTY
 Account Number: 100064844327
 Invoice Number: 055503723647
 Invoice Date: 01/12/2026

560

ESI ID Detail:

Service Address: 2308 AVENUE F BAY CITY, TX 77414-6045
Product: Fixed Price

ESI ID: 10032789485567631

Meter ID	Days	Read Type	Previous Read Date	Previous Meter Read	Current Read Date	Current Meter Read	Multiplier	Usage (kWh)	Actual kW/kVA	Billed kW/kVA
558782938	32	Actual	12/01/2025	✓ 25298	01/01/2026	25455	80.00	12560	27	27
TOTAL								12560	27	27

Electric Service Commercial

Service Period: 12/01/2025 to 01/01/2026 ✓

TXU Energy Fixed Price

Base Usage	12560 kWh @	\$ 0.0377995	\$474.76
Other Charges			\$1.40
Market Securitization (Debt) Financing			\$6.86
Other ERCOT Incremental AS Charges			\$3.89
PUC Assessment			\$0.81
Gross Receipts Reimb			\$9.92

Total Commercial Charges \$497.64

Electric Service Distribution

Service Period: 12/01/2025 to 01/01/2026

Base Charge			\$2.28
Meter Charge			\$19.72
Distribution System Charge	27.2 kW @	\$ 7.148	\$194.43
Transmission Cost Recov Factor	27.2 kW @	\$ 4.375157	\$119.00
Distribution Cost Recovery	27.2 kW @	\$ 0.550016	\$14.96
Storm Recovery Charge	30.8 kW @	\$ 0.265218	\$8.17
Storm Recovery Tax Credit	30.8 kW @	\$ 0.013764	\$0.42 CR
Energy Efficiency	12,560 kWh @	\$ 0.00067	\$8.42
TEEEF	27.2 kW @	\$ 0.2281	\$6.20
PUC Assessment			\$0.60
Gross Receipts Reimb			\$7.30

Total Distribution Charges \$380.66

TOTAL CHARGES FOR ESI ID \$878.30

000052 7/33

Customer Name: MATAGORDA COUNTY
 Account Number: 100064844327
 Invoice Number: 055503723647
 Invoice Date: 01/12/2026

509

ESI ID Detail:

Service Address: 2021 AVENUE G BLDG 1 BAY CITY, TX 77414-5003
 Product: Fixed Price

ESI ID: 10032789499291957

Meter ID	Days	Read Type	Previous Read Date	Previous Meter Read	Current Read Date	Current Meter Read	Multiplier	Usage (kWh)	Actual kW/kVA	Billed kW/kVA
558782912	32	Actual	12/01/2025	✓ 136844	01/01/2026	137371	40.00	21080	48	48
TOTAL								21080	48	48

Electric Service Commercial

Service Period: 12/01/2025 to 01/01/2026 ✓
 TXU Energy Fixed Price

Base Usage	21080 kWh @	\$ 0.0377995	\$796.81
Other Charges			\$2.35
Market Securitization (Debt) Financing			\$11.53
Other ERCOT Incremental AS Charges			\$6.53
PUC Assessment			\$1.37
Gross Receipts Reimb			\$16.65

Total Commercial Charges \$835.24

Electric Service Distribution

Service Period: 12/01/2025 to 01/01/2026

Base Charge			\$2.28
Meter Charge			\$19.72
Distribution System Charge	48.4 kW @	\$ 7.148	\$345.96
Transmission Cost Recov Factor	48.4 kW @	\$ 4.375157	\$211.76
Distribution Cost Recovery	48.4 kW @	\$ 0.550016	\$26.62
Storm Recovery Charge	90.9 kW @	\$ 0.265218	\$24.11
Storm Recovery Tax Credit	90.9 kW @	\$ 0.013764	\$1.25 CR
Energy Efficiency	21,080 kWh @	\$ 0.00067	\$14.12
TEEEF	48.4 kW @	\$ 0.2281	\$11.04
PUC Assessment			\$1.04
Gross Receipts Reimb			\$12.62

Total Distribution Charges \$668.02

TOTAL CHARGES FOR ESI ID \$1,503.26 ✓

DST 00072061



Customer Name: MATAGORDA COUNTY
 Account Number: 100064844327
 Invoice Number: 055503723647
 Invoice Date: 01/12/2026

lelel

ESI ID Detail:

Service Address: 4511 FM 2668 UNIT 1 BAY CITY, TX 77414-3991
 Product: Fixed Price

ESI ID: 10032789419218250

Meter ID	Days	Read Type	Previous Read Date	Previous Meter Read	Current Read Date	Current Meter Read	Multiplier	Usage (kWh)	Actual kW/kVA	Billed kW/kVA
592403229	33	Actual	11/05/2025	✓ 2286	12/07/2025	2327	160.00	6560	38	39
TOTAL								6560	38	39

Electric Service Commercial

Service Period: 11/05/2025 to 12/07/2025 ✓

TXU Energy Fixed Price

Base Usage	6560 kWh @	\$ 0.0377995	\$247.96
Other Charges			\$0.71
Market Securitization (Debt) Financing			\$3.59
Other ERCOT Incremental AS Charges			\$2.08
PUC Assessment			\$0.43

Total Commercial Charges \$254.77

Electric Service Distribution

Service Period: 11/05/2025 to 12/07/2025

Base Charge			\$2.28
Meter Charge			\$19.72
Distribution System Charge	39 kW @	\$ 7.148	\$278.77
Transmission Cost Recov Factor	39 kW @	\$ 4.375157	\$170.63
Distribution Cost Recovery	39 kW @	\$ 0.550016	\$21.45
Storm Recovery Charge	75.8 kW @	\$ 0.265218	\$20.10
Storm Recovery Tax Credit	75.8 kW @	\$ 0.013764	\$1.04 CR
Energy Efficiency	6,560 kWh @	\$ 0.00067	\$4.40
TEEEF	39 kW @	\$ 0.2281	\$8.90
PUC Assessment			\$0.83

Total Distribution Charges \$526.04

TOTAL CHARGES FOR ESI ID \$780.81 ✓

Customer Name: MATAGORDA COUNTY
 Account Number: 100064844327
 Invoice Number: 055503723647
 Invoice Date: 01/12/2026

661

ESI ID Detail:

Service Address: 4511 FM 2668 UNIT 2 BAY CITY, TX 77414-3991
Product: Fixed Price

ESI ID: 10032789474465420

Meter ID	Days	Read Type	Previous Read Date	Previous Meter Read	Current Read Date	Current Meter Read	Multiplier	Usage (kWh)	Actual kW/kVA	Billed kW/kVA
592402234	33	Actual	11/05/2025	✓ 691	12/07/2025	699	100.00	800	31	31
TOTAL								800	31	31

Electric Service Commercial

Service Period: 11/05/2025 to 12/07/2025 ✓

TXU Energy Fixed Price

Base Usage	800 kWh @	\$ 0.0377995	\$30.24
Other Charges			\$0.09
Market Securitization (Debt) Financing			\$0.43
Other ERCOT Incremental AS Charges			\$0.26
PUC Assessment			\$0.05

Total Commercial Charges \$31.07

Electric Service Distribution

Service Period: 11/05/2025 to 12/07/2025

Base Charge			\$2.28
Meter Charge			\$19.72
Distribution System Charge	30.5 kW @	\$ 7.148	\$218.01
Transmission Cost Recov Factor	30.5 kW @	\$ 4.375157	\$133.44
Distribution Cost Recovery	30.5 kW @	\$ 0.550016	\$16.78
Storm Recovery Charge	32.4 kW @	\$ 0.265218	\$8.59
Storm Recovery Tax Credit	32.4 kW @	\$ 0.013764	\$0.45 CR
Energy Efficiency	800 kWh @	\$ 0.00067	\$0.54
TEEEF	30.5 kW @	\$ 0.2281	\$6.96
PUC Assessment			\$0.65

Total Distribution Charges \$406.52

TOTAL CHARGES FOR ESI ID \$437.59 ✓



Customer Name: MATAGORDA COUNTY
 Account Number: 100064844327
 Invoice Number: 055503723647
 Invoice Date: 01/12/2026

lelel

ESI ID Detail:

Service Address: 4511 FM 2668 UNIT 3 BAY CITY, TX 77414-3991
 Product: Fixed Price

ESI ID: 10032789406762840

Meter ID	Days	Read Type	Previous Read Date	Previous Meter Read	Current Read Date	Current Meter Read	Multiplier	Usage (kWh)	Actual kW/kVA	Billed kW/kVA
171155561	33	Actual	11/05/2025	✓23218	12/07/2025	23499	1.00	281	5	5
TOTAL								281	5	5

Electric Service Commercial

Service Period: 11/05/2025 to 12/07/2025 ✓

TXU Energy Fixed Price

Base Usage	281 kWh @	\$ 0.0377995	\$10.62
Other Charges			\$0.03
Market Securitization (Debt) Financing			\$0.15
Other ERCOT Incremental AS Charges			\$0.09
PUC Assessment			\$0.02

Total Commercial Charges \$10.91

Electric Service Distribution

Service Period: 11/05/2025 to 12/07/2025

Base Charge			\$2.28
Meter Charge			\$19.72
Distribution System Charge	4.9 kW @	\$ 7.148	\$35.03
Transmission Cost Recov Factor	4.9 kW @	\$ 4.375157	\$21.44
Distribution Cost Recovery	4.9 kW @	\$ 0.550016	\$2.70
Storm Recovery Charge	26.6 kW @	\$ 0.265218	\$7.05
Storm Recovery Tax Credit	26.6 kW @	\$ 0.013764	\$0.37 CR
Energy Efficiency	281 kWh @	\$ 0.00067	\$0.19
TEEEF	4.9 kW @	\$ 0.2281	\$1.12
PUC Assessment			\$0.14

Total Distribution Charges \$89.30

TOTAL CHARGES FOR ESI ID \$100.21 ✓

Customer Name: MATAGORDA COUNTY
 Account Number: 100064844327
 Invoice Number: 055503723647
 Invoice Date: 01/12/2026

661

ESI ID Detail:

Service Address: 4511 FM 2668 UNIT 4 BAY CITY, TX 77414-3991
 Product: Fixed Price

ESI ID: 10032789499566851

Meter ID	Days	Read Type	Previous Read Date	Previous Meter Read	Current Read Date	Current Meter Read	Multiplier	Usage (kWh)	Actual kW/kVA	Billed kW/kVA
119431781	33	Actual	11/05/2025	✓ 23942	12/07/2025	23952	1.00	10	0	0
TOTAL								10	0	0

Electric Service Commercial

Service Period: 11/05/2025 to 12/07/2025 ✓
 TXU Energy Fixed Price

Base Usage 10 kWh @ \$ 0.0377995 \$0.38
 Market Securitization (Debt) Financing \$0.01

Total Commercial Charges \$0.39

Electric Service Distribution

Service Period: 11/05/2025 to 12/07/2025

Base Charge \$2.28
 Meter Charge \$19.72
 Storm Recovery Charge 10.2 kW @ \$ 0.265218 \$2.71
 Storm Recovery Tax Credit 10.2 kW @ \$ 0.013764 \$0.14 CR
 Energy Efficiency 10 kWh @ \$ 0.00067 \$0.01
 PUC Assessment \$0.04

Total Distribution Charges \$24.62

TOTAL CHARGES FOR ESI ID \$25.01 ✓



Customer Name: MATAGORDA COUNTY
 Account Number: 100064844327
 Invoice Number: 055503723647
 Invoice Date: 01/12/2026

6661

ESI ID Detail:

Service Address: 4511 FM 2668 UNIT 5 BAY CITY, TX 77414-3991
Product: Fixed Price

ESI ID: 10032789444026850

Meter ID	Days	Read Type	Previous Read Date	Previous Meter Read	Current Read Date	Current Meter Read	Multiplier	Usage (kWh)	Actual kW/kVA	Billed kW/kVA
151900075	33	Actual	11/05/2025	✓ 38018	12/07/2025	38461	1.00	443	19	19
TOTAL								443	19	19

Electric Service Commercial

Service Period: 11/05/2025 to 12/07/2025 ✓
 TXU Energy Fixed Price

Base Usage	443 kWh @	\$ 0.0377995	\$16.75
Other Charges			\$0.05
Market Securitization (Debt) Financing			\$0.24
Other ERCOT Incremental AS Charges			\$0.14
PUC Assessment			\$0.03

Total Commercial Charges \$17.21

Electric Service Distribution

Service Period: 11/05/2025 to 12/07/2025

Base Charge			\$2.28
Meter Charge			\$19.72
Distribution System Charge	18.7 kW @	\$ 7.148	\$133.67
Transmission Cost Recov Factor	18.7 kW @	\$ 4.375157	\$81.82
Distribution Cost Recovery	18.7 kW @	\$ 0.550016	\$10.29
Storm Recovery Charge	18.7 kW @	\$ 0.265218	\$4.96
Storm Recovery Tax Credit	18.7 kW @	\$ 0.013764	\$0.26 CR
Energy Efficiency	443 kWh @	\$ 0.00067	\$0.30
TEEEF	18.7 kW @	\$ 0.2281	\$4.27
PUC Assessment			\$0.41

Total Distribution Charges \$257.46

TOTAL CHARGES FOR ESI ID \$274.67 ✓

Customer Name: MATAGORDA COUNTY
 Account Number: 100064844327
 Invoice Number: 055503723647
 Invoice Date: 01/12/2026

6661

ESI ID Detail:

Service Address: 4511 FM 2668 UNIT 6 BAY CITY, TX 77414-3991
Product: Fixed Price

ESI ID: 10032789407891290

Meter ID	Days	Read Type	Previous Read Date	Previous Meter Read	Current Read Date	Current Meter Read	Multiplier	Usage (kWh)	Actual kW/kVA	Billed kW/kVA
200574765	33	Actual	11/05/2025	✓ 81614	12/07/2025	82346	1.00	732	11	11
TOTAL								732	11	11

Electric Service Commercial

Service Period: 11/05/2025 to 12/07/2025 ✓

TXU Energy Fixed Price

Base Usage	732 kWh @	\$ 0.0377995	\$27.67
Other Charges			\$0.08
Market Securitization (Debt) Financing			\$0.40
Other ERCOT Incremental AS Charges			\$0.23
PUC Assessment			\$0.05

Total Commercial Charges \$28.43

Electric Service Distribution

Service Period: 11/05/2025 to 12/07/2025

Base Charge			\$2.28
Meter Charge			\$19.72
Distribution System Charge	10.7 kW @	\$ 7.148	\$76.48
Transmission Cost Recov Factor	10.7 kW @	\$ 4.375157	\$46.81
Distribution Cost Recovery	10.7 kW @	\$ 0.550016	\$5.89
Storm Recovery Charge	32.2 kW @	\$ 0.265218	\$8.54
Storm Recovery Tax Credit	32.2 kW @	\$ 0.013764	\$0.44 CR
Energy Efficiency	732 kWh @	\$ 0.00067	\$0.49
TEEEF	10.7 kW @	\$ 0.2281	\$2.44
PUC Assessment			\$0.25

Total Distribution Charges \$162.46

TOTAL CHARGES FOR ESI ID \$190.89 ✓

DST 00072061



Customer Name: MATAGORDA COUNTY
 Account Number: 100064844327
 Invoice Number: 055503723647
 Invoice Date: 01/12/2026

6661

ESI ID Detail:

Service Address: 4511 FM 2668 UNIT 7 BAY CITY, TX 77414-3991
Product: Fixed Price

ESI ID: 10032789420166760

Meter ID	Days	Read Type	Previous Read Date	Previous Meter Read	Current Read Date	Current Meter Read	Multiplier	Usage (kWh)	Actual kW/kVA	Billed kW/kVA
200229223	33	Actual	11/05/2025	✓ 537	12/07/2025	551	1.00	14	0	0
TOTAL								14	0	0

Electric Service Commercial

Service Period: 11/05/2025 to 12/07/2025 ✓
 TXU Energy Fixed Price
 Base Usage 14 kWh @ \$ 0.0377995 \$0.53
 Market Securitization (Debt) Financing \$0.01

Total Commercial Charges \$0.54

Electric Service Distribution

Service Period: 11/05/2025 to 12/07/2025
 Base Charge \$1.45
 Meter Charge \$4.21
 Distribution System Charge 14 kWh @ \$ 0.026454 \$0.37
 Transmission Cost Recov Factor 14 kWh @ \$ 0.010825 \$0.15
 Distribution Cost Recovery 14 kWh @ \$ 0.004234 \$0.06
 Storm Recovery Charge 14 kWh @ \$ 0.001424 \$0.02
 Energy Efficiency 14 kWh @ \$ 0.000693 \$0.01
 TEEEF 14 kWh @ \$ 0.00084 \$0.01
 PUC Assessment \$0.01

Total Distribution Charges \$6.29

TOTAL CHARGES FOR ESI ID \$6.83 ✓

Customer Name: MATAGORDA COUNTY
 Account Number: 100064844327
 Invoice Number: 055503723647
 Invoice Date: 01/12/2026

6661

ESI ID Detail:

Service Address: 4511 FM 2668 UNIT 8 BAY CITY, TX 77414-3991
 Product: Fixed Price

ESI ID: 10032789419036321

Meter ID	Days	Read Type	Previous Read Date	Previous Meter Read	Current Read Date	Current Meter Read	Multiplier	Usage (kWh)	Actual kW/kVA	Billed kW/kVA
125243718	33	Actual	11/05/2025	✓ 15840	12/07/2025	15843	1.00	3		
TOTAL								3	0	0

Electric Service Commercial

Service Period: 11/05/2025 to 12/07/2025 ✓

TXU Energy Fixed Price

Base Usage 3 kWh @ \$ 0.0377995 \$0.11

Total Commercial Charges \$0.11

Electric Service Distribution

Service Period: 11/05/2025 to 12/07/2025

Base Charge \$1.45

Meter Charge \$4.21

Distribution System Charge 3 kWh @ \$ 0.026454 \$0.08

Transmission Cost Recov Factor 3 kWh @ \$ 0.010825 \$0.03

Distribution Cost Recovery 3 kWh @ \$ 0.004234 \$0.01

PUC Assessment \$0.01

Total Distribution Charges \$5.79

TOTAL CHARGES FOR ESI ID \$5.90 ✓



Customer Name: MATAGORDA COUNTY
 Account Number: 100064844327
 Invoice Number: 055503723647
 Invoice Date: 01/12/2026

661

ESI ID Detail:

Service Address: 4511 FM 2668 UNIT 9 BAY CITY, TX 77414-3991
 Product: Fixed Price

ESI ID: 10032789443561762

Meter ID	Days	Read Type	Previous Read Date	Previous Meter Read	Current Read Date	Current Meter Read	Multiplier	Usage (kWh)	Actual kW/kVA	Billed kW/kVA
590613354	33	Actual	11/05/2025	✓ 1287	12/07/2025	1294	40.00	280	2	2
TOTAL								280	2	2

Electric Service Commercial

Service Period: 11/05/2025 to 12/07/2025 ✓
 TXU Energy Fixed Price

Base Usage	280 kWh @	\$ 0.0377995	\$10.58
Other Charges			\$0.03
Market Securitization (Debt) Financing			\$0.15
Other ERCOT Incremental AS Charges			\$0.09
PUC Assessment			\$0.02

Total Commercial Charges \$10.87

Electric Service Distribution

Service Period: 11/05/2025 to 12/07/2025

Base Charge			\$2.28
Meter Charge			\$19.72
Distribution System Charge	1.5 kW @	\$ 7.148	\$10.72
Transmission Cost Recov Factor	1.5 kW @	\$ 4.375157	\$6.56
Distribution Cost Recovery	1.5 kW @	\$ 0.550016	\$0.83
Storm Recovery Charge	15.7 kW @	\$ 0.265218	\$4.16
Storm Recovery Tax Credit	15.7 kW @	\$ 0.013764	\$0.22 CR
Energy Efficiency	280 kWh @	\$ 0.00067	\$0.19
TEEEF	1.5 kW @	\$ 0.2281	\$0.34
PUC Assessment			\$0.07

Total Distribution Charges \$44.65

TOTAL CHARGES FOR ESI ID \$55.52 ✓

Customer Name: MATAGORDA COUNTY
 Account Number: 100064844327
 Invoice Number: 055503723647
 Invoice Date: 01/12/2026

6661

ESI ID Detail:

Service Address: HAMMAN RD ODLT 400HPS AL BAY CITY, TX 77414
Product: Fixed Price

ESI ID: 10032789443561763

Meter ID	Days	Read Type	Previous Read Date	Previous Meter Read	Current Read Date	Current Meter Read	Multiplier	Usage (kWh)	Actual kW/kVA	Billed kW/kVA
7005516394SD	33	Actual	11/06/2025	0	12/08/2025	✓ 310	1.00	310		
TOTAL								310	0	0

Electric Service Commercial

Service Period: 11/06/2025 to 12/08/2025 ✓

TXU Energy Fixed Price

Base Usage	310 kWh @	\$ 0.0377995	\$11.72
Other Charges			\$0.03
Market Securitization (Debt) Financing			\$0.17
Other ERCOT Incremental AS Charges			\$0.10
PUC Assessment			\$0.02
Gross Receipts Reimb			\$0.24

Total Commercial Charges \$12.28

Electric Service Distribution

Service Period: 11/06/2025 to 12/08/2025

Outdoor Lighting - Facilities			\$15.02
Distribution System Charge	310 kWh @	\$ 0.0264516	\$8.20
Transmission Cost Recov Factor	310 kWh @	\$ 0.0108387	\$3.36
Distribution Cost Recovery	310 kWh @	\$ 0.0042258	\$1.31
Storm Recovery Charge	310 kWh @	\$ 0.0092903	\$2.88
Storm Recovery Tax Credit	310 kWh @	\$ 0.0004839	\$0.15 CR
TEEEF	310 kWh @	\$ 0.0008387	\$0.26
PUC Assessment			\$0.05
Gross Receipts Reimb			\$0.57

Total Distribution Charges \$31.50

TOTAL CHARGES FOR ESI ID \$43.78 ✓



Customer Name: MATAGORDA COUNTY
 Account Number: 100064844327
 Invoice Number: 055503723647
 Invoice Date: 01/12/2026

612

ESI ID Detail:

Service Address: STATE HIGHWAY 60 STLG 250HPSA BAY CITY, TX 77414
 Product: Fixed Price

ESI ID: 10032789423558520

Meter ID	Days	Read Type	Previous Read Date	Previous Meter Read	Current Read Date	Current Meter Read	Multiplier	Usage (kWh)	Actual kW/kVA	Billed kW/kVA
7006982603SD	33	Actual	11/20/2025	0	12/22/2025	✓ 104	1.00	104		
TOTAL								104	0	0

Electric Service Commercial

Service Period: 11/20/2025 to 12/22/2025 ✓
 TXU Energy Fixed Price

Base Usage	104 kWh @	\$ 0.0377995	\$3.93
Other Charges			\$0.01
Market Securitization (Debt) Financing			\$0.06
Other ERCOT Incremental AS Charges			\$0.04
PUC Assessment			\$0.01

Total Commercial Charges \$4.05

Electric Service Distribution

Service Period: 11/20/2025 to 12/22/2025

Base Charge			\$1.45
Street Lighting - Facilities			\$11.12
Distribution System Charge	104 kWh @	\$ 0.0264423	\$2.75
Transmission Cost Recov Factor	104 kWh @	\$ 0.0108654	\$1.13
Distribution Cost Recovery	104 kWh @	\$ 0.0042308	\$0.44
Storm Recovery Charge	104 kWh @	\$ 0.0093269	\$0.97
Storm Recovery Tax Credit	104 kWh @	\$ 0.0004808	\$0.05 CR
TEEEF	104 kWh @	\$ 0.0008654	\$0.09
PUC Assessment			\$0.03

Total Distribution Charges \$17.93

TOTAL CHARGES FOR ESI ID \$21.98 ✓

Customer Name: MATAGORDA COUNTY
 Account Number: 100064844327
 Invoice Number: 055503723647
 Invoice Date: 01/12/2026

612

ESI ID Detail:

Service Address: 2604 NICHOLS AVE BAY CITY, TX 77414-6958
 Product: Fixed Price

ESI ID: 10032789459112270

Meter ID	Days	Read Type	Previous Read Date	Previous Meter Read	Current Read Date	Current Meter Read	Multiplier	Usage (kWh)	Actual kW/kVA	Billed kW/kVA
122240792	33	Actual	11/05/2025	✓ 271765	12/07/2025	273040	1.00	1275	9	0
TOTAL								1275	9	0

Electric Service Commercial

Service Period: 11/05/2025 to 12/07/2025 ✓
 TXU Energy Fixed Price

Base Usage	1275 kWh @	\$ 0.0377995	\$48.19
Other Charges			\$0.14
Market Securitization (Debt) Financing			\$0.70
Other ERCOT Incremental AS Charges			\$0.41
PUC Assessment			\$0.08
Gross Receipts Reimb			\$1.01

Total Commercial Charges \$50.53

Electric Service Distribution

Service Period: 11/05/2025 to 12/07/2025

Base Charge			\$1.45
Meter Charge			\$4.21
Distribution System Charge	1,275 kWh @	\$ 0.026454	\$33.73
Transmission Cost Recov Factor	1,275 kWh @	\$ 0.010825	\$13.80
Distribution Cost Recovery	1,275 kWh @	\$ 0.004234	\$5.40
Storm Recovery Charge	1,275 kWh @	\$ 0.001424	\$1.82
Storm Recovery Tax Credit	1,275 kWh @	\$ 0.000071	\$0.09 CR
Energy Efficiency	1,275 kWh @	\$ 0.000693	\$0.88
TEEEF	1,275 kWh @	\$ 0.00084	\$1.07
PUC Assessment			\$0.10
Gross Receipts Reimb			\$1.21

Total Distribution Charges \$63.58

TOTAL CHARGES FOR ESI ID \$114.11 ✓

DST 00072061



Customer Name: MATAGORDA COUNTY
 Account Number: 100064844327
 Invoice Number: 055503723647
 Invoice Date: 01/12/2026

612

ESI ID Detail:

Service Address: 3588 1/2 NICHOLS AVE BAY CITY, TX 77414-7383
 Product: Fixed Price

ESI ID: 10032789479928771

Meter ID	Days	Read Type	Previous Read Date	Previous Meter Read	Current Read Date	Current Meter Read	Multiplier	Usage (kWh)	Actual kW/kVA	Billed kW/kVA
7005770635SD	33	Actual	11/05/2025	0	12/07/2025	✓ 57	1.00	57		
TOTAL								57	0	0

Electric Service Commercial

Service Period: 11/05/2025 to 12/07/2025 ✓

TXU Energy Fixed Price

Base Usage	57 kWh @	\$ 0.0377995	\$2.16
Other Charges			\$0.01
Market Securitization (Debt) Financing			\$0.03
Other ERCOT Incremental AS Charges			\$0.02
Gross Receipts Reimb			\$0.05

Total Commercial Charges \$2.27

Electric Service Distribution

Service Period: 11/05/2025 to 12/07/2025

Outdoor Lighting - Facilities			\$6.44
Distribution System Charge	57 kWh @	\$ 0.0264912	\$1.51
Transmission Cost Recov Factor	57 kWh @	\$ 0.0108772	\$0.62
Distribution Cost Recovery	57 kWh @	\$ 0.0042105	\$0.24
Storm Recovery Charge	57 kWh @	\$ 0.0092982	\$0.53
Storm Recovery Tax Credit	57 kWh @	\$ 0.0005263	\$0.03 CR
TEEEF	57 kWh @	\$ 0.0008772	\$0.05
PUC Assessment			\$0.01
Gross Receipts Reimb			\$0.18

Total Distribution Charges \$9.55

TOTAL CHARGES FOR ESI ID \$11.82 ✓

Customer Name: MATAGORDA COUNTY
 Account Number: 100064844327
 Invoice Number: 055503723647
 Invoice Date: 01/12/2026

612

ESI ID Detail:

Service Address: NICHOLS AVE UNIT 250HPSA BAY CITY, TX 77414
 Product: Fixed Price

ESI ID: 10032789485513550

Meter ID	Days	Read Type	Previous Read Date	Previous Meter Read	Current Read Date	Current Meter Read	Multiplier	Usage (kWh)	Actual kW/kVA	Billed kW/kVA
7007116623SD	33	Actual	11/07/2025	0	12/09/2025	✓ 520	1.00	520		
TOTAL								520	0	0

Electric Service Commercial

Service Period: 11/07/2025 to 12/09/2025 ✓

TXU Energy Fixed Price

Base Usage	520 kWh @	\$ 0.0377995	\$19.65
Other Charges			\$0.06
Market Securitization (Debt) Financing			\$0.29
Other ERCOT Incremental AS Charges			\$0.16
PUC Assessment			\$0.03
Gross Receipts Reimb			\$0.41

Total Commercial Charges \$20.60

Electric Service Distribution

Service Period: 11/07/2025 to 12/09/2025

Base Charge			\$1.45
Street Lighting - Facilities			\$55.60
Distribution System Charge	520 kWh @	\$ 0.0264615	\$13.76
Transmission Cost Recov Factor	520 kWh @	\$ 0.0108269	\$5.63
Distribution Cost Recovery	520 kWh @	\$ 0.0042308	\$2.20
Storm Recovery Charge	520 kWh @	\$ 0.0093077	\$4.84
Storm Recovery Tax Credit	520 kWh @	\$ 0.0004615	\$0.24 CR
TEEEF	520 kWh @	\$ 0.0008462	\$0.44
PUC Assessment			\$0.13
Gross Receipts Reimb			\$1.60

Total Distribution Charges \$85.41

TOTAL CHARGES FOR ESI ID \$106.01 ✓



Customer Name: MATAGORDA COUNTY
 Account Number: 100064844327
 Invoice Number: 055503723647
 Invoice Date: 01/12/2026

612

ESI ID Detail:

Service Address: NICHOLS AVE UNIT 400FLD1 BAY CITY, TX 77414
Product: Fixed Price

ESI ID: 10032789485513552

Meter ID	Days	Read Type	Previous Read Date	Previous Meter Read	Current Read Date	Current Meter Read	Multiplier	Usage (kWh)	Actual kW/kVA	Billed kW/kVA
7007116680SD	35	Actual	11/25/2025	0	12/29/2025	✓ 310	1.00	310		
TOTAL								310	0	0

Electric Service Commercial

Service Period: 11/25/2025 to 12/29/2025 ✓

TXU Energy Fixed Price

Base Usage	310 kWh @	\$ 0.0377995	\$11.72
Other Charges			\$0.03
Market Securitization (Debt) Financing			\$0.17
Other ERCOT Incremental AS Charges			\$0.10
PUC Assessment			\$0.02
Gross Receipts Reimb			\$0.24

Total Commercial Charges \$12.28

Electric Service Distribution

Service Period: 11/25/2025 to 12/29/2025

Outdoor Lighting - Facilities			\$15.02
Distribution System Charge	310 kWh @	\$ 0.0264516	\$8.20
Transmission Cost Recov Factor	310 kWh @	\$ 0.0108387	\$3.36
Distribution Cost Recovery	310 kWh @	\$ 0.0042258	\$1.31
Storm Recovery Charge	310 kWh @	\$ 0.0092903	\$2.88
Storm Recovery Tax Credit	310 kWh @	\$ 0.0004839	\$0.15 CR
TEEEF	310 kWh @	\$ 0.0008387	\$0.26
PUC Assessment			\$0.05
Gross Receipts Reimb			\$0.57

Total Distribution Charges \$31.50

TOTAL CHARGES FOR ESI ID \$43.78 ✓

Customer Name: MATAGORDA COUNTY
 Account Number: 100064844327
 Invoice Number: 055503723647
 Invoice Date: 01/12/2026

6661

ESI ID Detail:

Service Address: NICHOLS RD UNIT 250HPSA BAY CITY, TX 77414
 Product: Fixed Price

ESI ID: 10032789480469090

Meter ID	Days	Read Type	Previous Read Date	Previous Meter Read	Current Read Date	Current Meter Read	Multiplier	Usage (kWh)	Actual kW/kVA	Billed kW/kVA
7007112012SD	33	Actual	11/07/2025	0	12/09/2025	✓ 208	1.00	208		
TOTAL								208	0	0

Electric Service Commercial

Service Period: 11/07/2025 to 12/09/2025 ✓
 TXU Energy Fixed Price

Base Usage	208 kWh @	\$ 0.0377995	\$7.86
Other Charges			\$0.02
Market Securitization (Debt) Financing			\$0.11
Other ERCOT Incremental AS Charges			\$0.06
PUC Assessment			\$0.01
Gross Receipts Reimb			\$0.16

Total Commercial Charges \$8.22

Electric Service Distribution

Service Period: 11/07/2025 to 12/09/2025

Base Charge			\$1.45
Street Lighting - Facilities			\$22.24
Distribution System Charge	208 kWh @	\$ 0.0264423	\$5.50
Transmission Cost Recov Factor	208 kWh @	\$ 0.0108173	\$2.25
Distribution Cost Recovery	208 kWh @	\$ 0.0042308	\$0.88
Storm Recovery Charge	208 kWh @	\$ 0.0093269	\$1.94
Storm Recovery Tax Credit	208 kWh @	\$ 0.0004808	\$0.10 CR
TEEEF	208 kWh @	\$ 0.0008173	\$0.17
PUC Assessment			\$0.05
Gross Receipts Reimb			\$0.66

Total Distribution Charges \$35.04

TOTAL CHARGES FOR ESI ID \$43.26 ✓

DST 00072061



Customer Name: MATAGORDA COUNTY
 Account Number: 100064844327
 Invoice Number: 055503723647
 Invoice Date: 01/12/2026

615

ESI ID Detail:

Service Address: FM 616 W BLESSING, TX 77419
 Product: Fixed Price

ESI ID: 10032789461693261

Meter ID	Days	Read Type	Previous Read Date	Previous Meter Read	Current Read Date	Current Meter Read	Multiplier	Usage (kWh)	Actual kW/kVA	Billed kW/kVA
7007074015SD	32	Actual	12/01/2025	0	01/01/2026	✓ 39	1.00	39		
TOTAL								39	0	0

Electric Service Commercial

Service Period: 12/01/2025 to 01/01/2026 ✓

TXU Energy Fixed Price

Base Usage	39 kWh @	\$ 0.0377995	\$1.47
Market Securitization (Debt) Financing			\$0.02
Other ERCOT Incremental AS Charges			\$0.01

Total Commercial Charges \$1.50

Electric Service Distribution

Service Period: 12/01/2025 to 01/01/2026

Outdoor Lighting - Facilities			\$6.44
Distribution System Charge	39 kWh @	\$ 0.0264103	\$1.03
Transmission Cost Recov Factor	39 kWh @	\$ 0.0107692	\$0.42
Distribution Cost Recovery	39 kWh @	\$ 0.004359	\$0.17
Storm Recovery Charge	39 kWh @	\$ 0.0092308	\$0.36
Storm Recovery Tax Credit	39 kWh @	\$ 0.0005128	\$0.02 CR
TEEEF	39 kWh @	\$ 0.0007692	\$0.03
PUC Assessment			\$0.01

Total Distribution Charges \$8.44

TOTAL CHARGES FOR ESI ID \$9.94 ✓

Customer Name: MATAGORDA COUNTY
 Account Number: 100064844327
 Invoice Number: 055503723647
 Invoice Date: 01/12/2026

615

ESI ID Detail:

Service Address: FM 616 W STLG 250HPS BLESSING, TX 77419
 Product: Fixed Price

ESI ID: 10032789402787492

Meter ID	Days	Read Type	Previous Read Date	Previous Meter Read	Current Read Date	Current Meter Read	Multiplier	Usage (kWh)	Actual kW/kVA	Billed kW/kVA
7006972189SD	32	Actual	12/01/2025	0	01/01/2026	✓ 832	1.00	832		
TOTAL								832	0	0

Electric Service Commercial

Service Period: 12/01/2025 to 01/01/2026 ✓
 TXU Energy Fixed Price

Base Usage	832 kWh @	\$ 0.0377995	\$31.45
Other Charges			\$0.10
Market Securitization (Debt) Financing			\$0.45
Other ERCOT Incremental AS Charges			\$0.25
PUC Assessment			\$0.05

Total Commercial Charges \$32.30

Electric Service Distribution

Service Period: 12/01/2025 to 01/01/2026

Base Charge			\$1.45
Street Lighting - Facilities			\$88.96
Distribution System Charge	832 kWh @	\$ 0.0264543	\$22.01
Transmission Cost Recov Factor	832 kWh @	\$ 0.0108293	\$9.01
Distribution Cost Recovery	832 kWh @	\$ 0.0042308	\$3.52
Storm Recovery Charge	832 kWh @	\$ 0.0093029	\$7.74
Storm Recovery Tax Credit	832 kWh @	\$ 0.0004688	\$0.39 CR
TEEEF	832 kWh @	\$ 0.0008413	\$0.70
PUC Assessment			\$0.21

Total Distribution Charges \$133.21

TOTAL CHARGES FOR ESI ID \$165.51 ✓



Customer Name: MATAGORDA COUNTY
 Account Number: 100064844327
 Invoice Number: 055503723647
 Invoice Date: 01/12/2026

615

ESI ID Detail:

Service Address: AVENUE C UNIT PRKLI BLESSING, TX 77419
 Product: Fixed Price

ESI ID: 10032789478079271

Meter ID	Days	Read Type	Previous Read Date	Previous Meter Read	Current Read Date	Current Meter Read	Multiplier	Usage (kWh)	Actual kW/kVA	Billed kW/kVA
144074530	32	Actual	12/01/2025	✓ 25696	01/01/2026	25972	1.00	276	1	0
TOTAL								276	1	0

Electric Service Commercial

Service Period: 12/01/2025 to 01/01/2026 ✓

TXU Energy Fixed Price

Base Usage	276 kWh @	\$ 0.0377995	\$10.43
Other Charges			\$0.03
Market Securitization (Debt) Financing			\$0.15
Other ERCOT Incremental AS Charges			\$0.08
PUC Assessment			\$0.02

Total Commercial Charges \$10.71

Electric Service Distribution

Service Period: 12/01/2025 to 01/01/2026

Base Charge			\$1.45
Meter Charge			\$4.21
Distribution System Charge	276 kWh @	\$ 0.026454	\$7.30
Transmission Cost Recov Factor	276 kWh @	\$ 0.010825	\$2.99
Distribution Cost Recovery	276 kWh @	\$ 0.004234	\$1.17
Storm Recovery Charge	276 kWh @	\$ 0.001424	\$0.39
Storm Recovery Tax Credit	276 kWh @	\$ 0.000071	\$0.02 CR
Energy Efficiency	276 kWh @	\$ 0.000693	\$0.19
TEEEF	276 kWh @	\$ 0.00084	\$0.23
PUC Assessment			\$0.03

Total Distribution Charges \$17.94

TOTAL CHARGES FOR ESI ID \$28.65

Customer Name: MATAGORDA COUNTY
 Account Number: 100064844327
 Invoice Number: 055503723647
 Invoice Date: 01/12/2026

615

ESI ID Detail:

Service Address: 734 FM 616 BLESSING, TX 77419
 Product: Fixed Price

ESI ID: 10032789434493655

Meter ID	Days	Read Type	Previous Read Date	Previous Meter Read	Current Read Date	Current Meter Read	Multiplier	Usage (kWh)	Actual kW/kVA	Billed kW/kVA
592809348	32	Actual	12/01/2025	987	01/01/2026	1171	20.00	3680	29	30
TOTAL								3680	29	30

Electric Service Commercial

Service Period: 12/01/2025 to 01/01/2026
 TXU Energy Fixed Price

Base Usage	3680 kWh @	\$ 0.0377995	\$139.10
Other Charges			\$0.41
Market Securitization (Debt) Financing			\$2.01
Other ERCOT Incremental AS Charges			\$1.14
PUC Assessment			\$0.24

Total Commercial Charges \$142.90

Electric Service Distribution

Service Period: 12/01/2025 to 01/01/2026

Base Charge			\$2.28
Meter Charge			\$19.72
Distribution System Charge	29.5 kW @	\$ 7.148	\$210.87
Transmission Cost Recov Factor	29.5 kW @	\$ 4.375157	\$129.07
Distribution Cost Recovery	29.5 kW @	\$ 0.550016	\$16.23
Storm Recovery Charge	29.5 kW @	\$ 0.265218	\$7.82
Storm Recovery Tax Credit	29.5 kW @	\$ 0.013764	\$0.41 CR
Energy Efficiency	3,680 kWh @	\$ 0.00067	\$2.47
TEEEF	29.5 kW @	\$ 0.2281	\$6.73
PUC Assessment			\$0.64

Total Distribution Charges \$395.42

TOTAL CHARGES FOR ESI ID \$538.32



Customer Name: MATAGORDA COUNTY
 Account Number: 100064844327
 Invoice Number: 055503723647
 Invoice Date: 01/12/2026

615

ESI ID Detail:

Service Address: 139 FM 616 W STLG 250HPS BLESSING, TX 77419
Product: Fixed Price

ESI ID: 10032789436470608

Meter ID	Days	Read Type	Previous Read Date	Previous Meter Read	Current Read Date	Current Meter Read	Multiplier	Usage (kWh)	Actual kW/kVA	Billed kW/kVA
7005470886SD	35	Actual	11/25/2025	0	12/29/2025	✓ 104	1.00	104		
TOTAL								104	0	0

Electric Service Commercial

Service Period: 11/25/2025 to 12/29/2025 ✓
 TXU Energy Fixed Price

Base Usage	104 kWh @	\$ 0.0377995	\$3.93
Other Charges			\$0.01
Market Securitization (Debt) Financing			\$0.06
Other ERCOT Incremental AS Charges			\$0.04
PUC Assessment			\$0.01

Total Commercial Charges \$4.05

Electric Service Distribution

Service Period: 11/25/2025 to 12/29/2025

Base Charge		\$1.45
Street Lighting - Facilities		\$11.12
Distribution System Charge	104 kWh @	\$ 0.0264423 \$2.75
Transmission Cost Recov Factor	104 kWh @	\$ 0.0108654 \$1.13
Distribution Cost Recovery	104 kWh @	\$ 0.0042308 \$0.44
Storm Recovery Charge	104 kWh @	\$ 0.0093269 \$0.97
Storm Recovery Tax Credit	104 kWh @	\$ 0.0004808 \$0.05 CR
TEEEF	104 kWh @	\$ 0.0008654 \$0.09
PUC Assessment		\$0.03

Total Distribution Charges \$17.93

TOTAL CHARGES FOR ESI ID \$21.98

Customer Name: MATAGORDA COUNTY
 Account Number: 100064844327
 Invoice Number: 055503723647
 Invoice Date: 01/12/2026

615

ESI ID Detail:

Service Address: 560 FM 616 W UNIT PARK BLESSING, TX 77419
 Product: Fixed Price

ESI ID: 10032789402787491

Meter ID	Days	Read Type	Previous Read Date	Previous Meter Read	Current Read Date	Current Meter Read	Multiplier	Usage (kWh)	Actual kW/kVA	Billed kW/kVA
558783656	32	Actual	12/01/2025	✓ 1543	01/01/2026	1549	192.00	1152	44	44
TOTAL								1152	44	44

Electric Service Commercial

Service Period: 12/01/2025 to 01/01/2026 ✓

TXU Energy Fixed Price

Base Usage	1152 kWh @	\$ 0.0377995	\$43.55
Other Charges			\$0.13
Market Securitization (Debt) Financing			\$0.63
Other ERCOT Incremental AS Charges			\$0.35
PUC Assessment			\$0.07

Total Commercial Charges \$44.73

Electric Service Distribution

Service Period: 12/01/2025 to 01/01/2026

Base Charge			\$2.28
Meter Charge			\$19.72
Distribution System Charge	44.2 kW @	\$ 7.148	\$315.94
Transmission Cost Recov Factor	44.2 kW @	\$ 4.375157	\$193.38
Distribution Cost Recovery	44.2 kW @	\$ 0.550016	\$24.31
Storm Recovery Charge	162.5 kW @	\$ 0.265218	\$43.10
Storm Recovery Tax Credit	162.5 kW @	\$ 0.013764	\$2.24 CR
Energy Efficiency	1,152 kWh @	\$ 0.00067	\$0.77
TEEEF	44.2 kW @	\$ 0.2281	\$10.08
PUC Assessment			\$0.93

Total Distribution Charges \$608.27

TOTAL CHARGES FOR ESI ID \$653.00 ✓



Customer Name: MATAGORDA COUNTY
 Account Number: 100064844327
 Invoice Number: 055503723647
 Invoice Date: 01/12/2026

615

ESI ID Detail:

Service Address: 201 FM 616 W UNIT SEWLIFT BLESSING, TX 77419
Product: Fixed Price

ESI ID: 10032789497890130

Meter ID	Days	Read Type	Previous Read Date	Previous Meter Read	Current Read Date	Current Meter Read	Multiplier	Usage (kWh)	Actual kW/kVA	Billed kW/kVA
119426810	32	Actual	12/01/2025	✓ 76891	01/01/2026	78063	1.00	1172	8	0
TOTAL								1172	8	0

Electric Service Commercial

Service Period: 12/01/2025 to 01/01/2026 ✓

TXU Energy Fixed Price

Base Usage	1172 kWh @	\$ 0.0377995	\$44.30
Other Charges			\$0.13
Market Securitization (Debt) Financing			\$0.64
Other ERCOT Incremental AS Charges			\$0.37
PUC Assessment			\$0.08

Total Commercial Charges \$45.52

Electric Service Distribution

Service Period: 12/01/2025 to 01/01/2026

Base Charge			\$1.45
Meter Charge			\$4.21
Distribution System Charge	1,172 kWh @	\$ 0.026454	\$31.00
Transmission Cost Recov Factor	1,172 kWh @	\$ 0.010825	\$12.69
Distribution Cost Recovery	1,172 kWh @	\$ 0.004234	\$4.96
Storm Recovery Charge	1,172 kWh @	\$ 0.001424	\$1.67
Storm Recovery Tax Credit	1,172 kWh @	\$ 0.000071	\$0.08 CR
Energy Efficiency	1,172 kWh @	\$ 0.000693	\$0.81
TEEEF	1,172 kWh @	\$ 0.00084	\$0.98
PUC Assessment			\$0.09

Total Distribution Charges \$57.78

TOTAL CHARGES FOR ESI ID \$103.30 ✓

000052 19/03

000052 19/03

Customer Name: MATAGORDA COUNTY
 Account Number: 100064844327
 Invoice Number: 055503723647
 Invoice Date: 01/12/2026

615

ESI ID Detail:

Service Address: 935 STREETLIGHT STLG 400MV BLESSING, TX 77419
 Product: Fixed Price

ESI ID: 10032789496744773

Meter ID	Days	Read Type	Previous Read Date	Previous Meter Read	Current Read Date	Current Meter Read	Multiplier	Usage (kWh)	Actual kW/kVA	Billed kW/kVA
7005911722MV	35	Actual	11/26/2025	0	12/30/2025	✓ 290	1.00	290		
TOTAL								290	0	0

Electric Service Commercial

Service Period: 11/26/2025 to 12/30/2025 ✓

TXU Energy Fixed Price

Base Usage	290 kWh @	\$ 0.0377995	\$10.96
Other Charges			\$0.03
Market Securitization (Debt) Financing			\$0.15
Other ERCOT Incremental AS Charges			\$0.10
PUC Assessment			\$0.02

Total Commercial Charges \$11.26

Electric Service Distribution

Service Period: 11/26/2025 to 12/30/2025

Base Charge		\$1.45
Street Lighting - Facilities		\$27.96
Distribution System Charge	290 kWh @	\$ 0.0264483 \$7.67
Transmission Cost Recov Factor	290 kWh @	\$ 0.0108276 \$3.14
Distribution Cost Recovery	290 kWh @	\$ 0.0042414 \$1.23
Storm Recovery Charge	290 kWh @	\$ 0.0093103 \$2.70
Storm Recovery Tax Credit	290 kWh @	\$ 0.0004828 \$0.14 CR
TEEEF	290 kWh @	\$ 0.0008276 \$0.24
PUC Assessment		\$0.07

Total Distribution Charges \$44.32

TOTAL CHARGES FOR ESI ID \$55.58 ✓



Customer Name: MATAGORDA COUNTY
 Account Number: 100064844327
 Invoice Number: 055503723647
 Invoice Date: 01/12/2026

6615

ESI ID Detail:

Service Address: 932 STREETLIGHT UNIT 175MV BLESSING, TX 77419
Product: Fixed Price

ESI ID: 10032789496744772

Meter ID	Days	Read Type	Previous Read Date	Previous Meter Read	Current Read Date	Current Meter Read	Multiplier	Usage (kWh)	Actual kW/kVA	Billed kW/kVA
7007144530MV	35	Actual	11/26/2025	0	12/30/2025	✓ 70	1.00	70		
TOTAL								70	0	0

Electric Service Commercial

Service Period: 11/26/2025 to 12/30/2025 ✓
 TXU Energy Fixed Price

Base Usage	70 kWh @	\$ 0.0377995	\$2.65
Other Charges			\$0.01
Market Securitization (Debt) Financing			\$0.04
Other ERCOT Incremental AS Charges			\$0.02

Total Commercial Charges \$2.72

Electric Service Distribution

Service Period: 11/26/2025 to 12/30/2025

Base Charge			\$1.45
Street Lighting - Facilities			\$8.53
Distribution System Charge	70 kWh @	\$ 0.0264286	\$1.85
Transmission Cost Recov Factor	70 kWh @	\$ 0.0108571	\$0.76
Distribution Cost Recovery	70 kWh @	\$ 0.0042857	\$0.30
Storm Recovery Charge	70 kWh @	\$ 0.0092857	\$0.65
Storm Recovery Tax Credit	70 kWh @	\$ 0.0004286	\$0.03 CR
TEEEF	70 kWh @	\$ 0.0008571	\$0.06
PUC Assessment			\$0.02

Total Distribution Charges \$13.59

TOTAL CHARGES FOR ESI ID \$16.31 ✓

Customer Name: MATAGORDA COUNTY
 Account Number: 100064844327
 Invoice Number: 055503723647
 Invoice Date: 01/12/2026

595

ESI ID Detail:

Service Address: FM 459 UNIT P43 EL MATON, TX 77440
 Product: Fixed Price

ESI ID: 10032789482241440

Meter ID	Days	Read Type	Previous Read Date	Previous Meter Read	Current Read Date	Current Meter Read	Multiplier	Usage (kWh)	Actual kW/kVA	Billed kW/kVA
169715859	31	Actual	11/10/2025	✓ 7865	12/10/2025	7865	1.00	0		
TOTAL								0	0	0

Electric Service Commercial

Service Period: 11/10/2025 to 12/10/2025 ✓
 TXU Energy Fixed Price
 No Usage

\$0.00

Total Commercial Charges \$0.00

Electric Service Distribution

Service Period: 11/10/2025 to 12/10/2025
 Base Charge
 Meter Charge
 PUC Assessment

\$1.45
 \$4.21
 \$0.01

Total Distribution Charges \$5.67

TOTAL CHARGES FOR ESI ID \$5.67 ✓



Customer Name: MATAGORDA COUNTY
 Account Number: 100064844327
 Invoice Number: 055503723647
 Invoice Date: 01/12/2026

615

ESI ID Detail:

Service Address: 190 AVENUE F ODLT 400HPS MARKHAM, TX 77456
Product: Fixed Price

ESI ID: 10032789476839781

Meter ID	Days	Read Type	Previous Read Date	Previous Meter Read	Current Read Date	Current Meter Read	Multiplier	Usage (kWh)	Actual kW/kVA	Billed kW/kVA
7007105031OT	31	Actual	11/18/2025	0	12/18/2025	155	1.00	155		
TOTAL								155	0	0

Electric Service Commercial

Service Period: 11/18/2025 to 12/18/2025 ✓

TXU Energy Fixed Price

Base Usage	155 kWh @	\$ 0.0377995	\$5.86
Other Charges			\$0.02
Market Securitization (Debt) Financing			\$0.08
Other ERCOT Incremental AS Charges			\$0.05
PUC Assessment			\$0.01

Total Commercial Charges \$6.02

Electric Service Distribution

Service Period: 11/18/2025 to 12/18/2025

Outdoor Lighting - Facilities			\$7.51
Distribution System Charge	155 kWh @	\$ 0.0264516	\$4.10
Transmission Cost Recov Factor	155 kWh @	\$ 0.0108387	\$1.68
Distribution Cost Recovery	155 kWh @	\$ 0.0042581	\$0.66
Storm Recovery Charge	155 kWh @	\$ 0.0092903	\$1.44
Storm Recovery Tax Credit	155 kWh @	\$ 0.0004516	\$0.07 CR
TEEEF	155 kWh @	\$ 0.0008387	\$0.13
PUC Assessment			\$0.02

Total Distribution Charges \$15.47

TOTAL CHARGES FOR ESI ID \$21.49 ✓

Customer Name: MATAGORDA COUNTY
 Account Number: 100064844327
 Invoice Number: 055503723647
 Invoice Date: 01/12/2026

615

ESI ID Detail:

Service Address: 190 AVENUE F UNIT ANNEX MARKHAM, TX 77456
Product: Fixed Price

ESI ID: 10032789426253880

Meter ID	Days	Read Type	Previous Read Date	Previous Meter Read	Current Read Date	Current Meter Read	Multiplier	Usage (kWh)	Actual kW/kVA	Billed kW/kVA
157911497	31	Actual	11/18/2025	✓ 18149	12/18/2025	18490	1.00	341	3	0
TOTAL								341	3	0

Electric Service Commercial

Service Period: 11/18/2025 to 12/18/2025 ✓

TXU Energy Fixed Price

Base Usage	341 kWh @	\$ 0.0377995	\$12.89
Other Charges			\$0.04
Market Securitization (Debt) Financing			\$0.19
Other ERCOT Incremental AS Charges			\$0.11
PUC Assessment			\$0.02

Total Commercial Charges \$13.25

Electric Service Distribution

Service Period: 11/18/2025 to 12/18/2025

Base Charge			\$1.45
Meter Charge			\$4.21
Distribution System Charge	341 kWh @	\$ 0.026454	\$9.02
Transmission Cost Recov Factor	341 kWh @	\$ 0.010825	\$3.69
Distribution Cost Recovery	341 kWh @	\$ 0.004234	\$1.44
Storm Recovery Charge	341 kWh @	\$ 0.001424	\$0.49
Storm Recovery Tax Credit	341 kWh @	\$ 0.000071	\$0.02 CR
Energy Efficiency	341 kWh @	\$ 0.000693	\$0.24
TEEEF	341 kWh @	\$ 0.00084	\$0.29
PUC Assessment			\$0.03

Total Distribution Charges \$20.84

TOTAL CHARGES FOR ESI ID \$34.09 ✓

DST 00072061



Customer Name: MATAGORDA COUNTY
 Account Number: 100064844327
 Invoice Number: 055503723647
 Invoice Date: 01/12/2026

615

ESI ID Detail:

Service Address: 190 AVENUE F UNIT COMM CNT MARKHAM, TX 77456
Product: Fixed Price

ESI ID: 10032789476839780

Meter ID	Days	Read Type	Previous Read Date	Previous Meter Read	Current Read Date	Current Meter Read	Multiplier	Usage (kWh)	Actual kW/kVA	Billed kW/kVA
200043930	31	Actual	11/18/2025	✓ 38527	12/18/2025	39346	1.00	819	11	11
TOTAL								819	11	11

Electric Service Commercial

Service Period: 11/18/2025 to 12/18/2025 ✓
 TXU Energy Fixed Price

Base Usage	819 kWh @	\$ 0.0377995	\$30.96
Other Charges			\$0.09
Market Securitization (Debt) Financing			\$0.44
Other ERCOT Incremental AS Charges			\$0.25
PUC Assessment			\$0.05

Total Commercial Charges \$31.79

Electric Service Distribution

Service Period: 11/18/2025 to 12/18/2025

Base Charge			\$2.28
Meter Charge			\$19.72
Distribution System Charge	10.6 kW @	\$ 7.148	\$75.77
Transmission Cost Recov Factor	10.6 kW @	\$ 4.375157	\$46.38
Distribution Cost Recovery	10.6 kW @	\$ 0.550016	\$5.83
Storm Recovery Charge	17.3 kW @	\$ 0.265218	\$4.59
Storm Recovery Tax Credit	17.3 kW @	\$ 0.013764	\$0.24 CR
Energy Efficiency	819 kWh @	\$ 0.00067	\$0.55
TEEEF	10.6 kW @	\$ 0.2281	\$2.42
PUC Assessment			\$0.25

Total Distribution Charges \$157.55

TOTAL CHARGES FOR ESI ID \$189.34

Customer Name: MATAGORDA COUNTY
 Account Number: 100064844327
 Invoice Number: 055503723647
 Invoice Date: 01/12/2026

615

ESI ID Detail:

Service Address: 190 AVENUE F UNIT FIRESTA MARKHAM, TX 77456
Product: Fixed Price

ESI ID: 10032789487564611

Meter ID	Days	Read Type	Previous Read Date	Previous Meter Read	Current Read Date	Current Meter Read	Multiplier	Usage (kWh)	Actual kW/kVA	Billed kW/kVA
200305070	31	Actual	11/18/2025	28972	12/18/2025	29713	1.00	741		
TOTAL								741	0	0

Electric Service Commercial

Service Period: 11/18/2025 to 12/18/2025 ✓
 TXU Energy Fixed Price

Base Usage	741 kWh @	\$ 0.0377995	\$28.01
Other Charges			\$0.08
Market Securitization (Debt) Financing			\$0.40
Other ERCOT Incremental AS Charges			\$0.23
PUC Assessment			\$0.05

Total Commercial Charges \$28.77

Electric Service Distribution

Service Period: 11/18/2025 to 12/18/2025

Base Charge			\$1.45
Meter Charge			\$4.21
Distribution System Charge	741 kWh @	\$ 0.026454	\$19.60
Transmission Cost Recov Factor	741 kWh @	\$ 0.010825	\$8.02
Distribution Cost Recovery	741 kWh @	\$ 0.004234	\$3.14
Storm Recovery Charge	741 kWh @	\$ 0.001424	\$1.06
Storm Recovery Tax Credit	741 kWh @	\$ 0.000071	\$0.05 CR
Energy Efficiency	741 kWh @	\$ 0.000693	\$0.51
TEEEF	741 kWh @	\$ 0.00084	\$0.62
PUC Assessment			\$0.06

Total Distribution Charges \$38.62

TOTAL CHARGES FOR ESI ID \$67.39 ✓



Customer Name: MATAGORDA COUNTY
 Account Number: 100064844327
 Invoice Number: 055503723647
 Invoice Date: 01/12/2026

464

ESI ID Detail:

Service Address: 190 AVENUE F UNIT JP OFF MARKHAM, TX 77456
 Product: Fixed Price

ESI ID: 10032789461015050

Meter ID	Days	Read Type	Previous Read Date	Previous Meter Read	Current Read Date	Current Meter Read	Multiplier	Usage (kWh)	Actual kW/kVA	Billed kW/kVA
163788084	31	Actual	11/18/2025	✓ 61579	12/18/2025	62434	1.00	855		
TOTAL								855	0	0

Electric Service Commercial

Service Period: 11/18/2025 to 12/18/2025 ✓

TXU Energy Fixed Price

Base Usage	855 kWh @	\$ 0.0377995	\$32.32
Other Charges			\$0.09
Market Securitization (Debt) Financing			\$0.46
Other ERCOT Incremental AS Charges			\$0.26
PUC Assessment			\$0.06

Total Commercial Charges \$33.19

Electric Service Distribution

Service Period: 11/18/2025 to 12/18/2025

Base Charge			\$1.45
Meter Charge			\$4.21
Distribution System Charge	855 kWh @	\$ 0.026454	\$22.62
Transmission Cost Recov Factor	855 kWh @	\$ 0.010825	\$9.26
Distribution Cost Recovery	855 kWh @	\$ 0.004234	\$3.62
Storm Recovery Charge	855 kWh @	\$ 0.001424	\$1.22
Storm Recovery Tax Credit	855 kWh @	\$ 0.000071	\$0.06 CR
Energy Efficiency	855 kWh @	\$ 0.000693	\$0.59
TEEEF	855 kWh @	\$ 0.00084	\$0.72
PUC Assessment			\$0.07

Total Distribution Charges \$43.70

TOTAL CHARGES FOR ESI ID \$76.89 ✓

Customer Name: MATAGORDA COUNTY
 Account Number: 100064844327
 Invoice Number: 055503723647
 Invoice Date: 01/12/2026

613

ESI ID Detail:

Service Address: 1203 COUNTY ROAD 243 UNIT FIRESTA MATAGORDA, TX 77457
 Product: Fixed Price

ESI ID: 10032789427413670

Meter ID	Days	Read Type	Previous Read Date	Previous Meter Read	Current Read Date	Current Meter Read	Multiplier	Usage (kWh)	Actual kW/kVA	Billed kW/kVA
122279171	33	Actual	11/14/2025	✓ 62718	12/16/2025	63122	1.00	404	4	0
TOTAL								404	4	0

Electric Service Commercial

Service Period: 11/14/2025 to 12/16/2025 ✓

TXU Energy Fixed Price

Base Usage	404 kWh @	\$ 0.0377995	\$15.27
Other Charges			\$0.04
Market Securitization (Debt) Financing			\$0.22
Other ERCOT Incremental AS Charges			\$0.13
PUC Assessment			\$0.03

Total Commercial Charges \$15.69

Electric Service Distribution

Service Period: 11/14/2025 to 12/16/2025

Base Charge			\$1.45
Meter Charge			\$4.21
Distribution System Charge	404 kWh @	\$ 0.026454	\$10.69
Transmission Cost Recov Factor	404 kWh @	\$ 0.010825	\$4.37
Distribution Cost Recovery	404 kWh @	\$ 0.004234	\$1.71
Storm Recovery Charge	404 kWh @	\$ 0.001424	\$0.58
Storm Recovery Tax Credit	404 kWh @	\$ 0.000071	\$0.03 CR
Energy Efficiency	404 kWh @	\$ 0.000693	\$0.28
TEEEF	404 kWh @	\$ 0.00084	\$0.34
PUC Assessment			\$0.04

Total Distribution Charges \$23.64

TOTAL CHARGES FOR ESI ID \$39.33 ✓

DST 00072061



Customer Name: MATAGORDA COUNTY
 Account Number: 100064844327
 Invoice Number: 055503723647
 Invoice Date: 01/12/2026

462

ESI ID Detail:

Service Address: 18 COUNTY ROAD 252 MATAGORDA, TX 77457
Product: Fixed Price

ESI ID: 10032789403973976

Meter ID	Days	Read Type	Previous Read Date	Previous Meter Read	Current Read Date	Current Meter Read	Multiplier	Usage (kWh)	Actual kW/kVA	Billed kW/kVA
119711668	31	Actual	11/17/2025	✓ 175274	12/17/2025	175307	1.00	33	2	0
TOTAL								33	2	0

Electric Service Commercial

Service Period: 11/17/2025 to 12/17/2025 ✓

TXU Energy Fixed Price

Base Usage	33 kWh @	\$ 0.0377995	\$1.25
Market Securitization (Debt) Financing			\$0.02
Other ERCOT Incremental AS Charges			\$0.01

Total Commercial Charges \$1.28

Electric Service Distribution

Service Period: 11/17/2025 to 12/17/2025

Base Charge			\$1.45
Meter Charge			\$4.21
Distribution System Charge	33 kWh @	\$ 0.026454	\$0.87
Transmission Cost Recov Factor	33 kWh @	\$ 0.010825	\$0.36
Distribution Cost Recovery	33 kWh @	\$ 0.004234	\$0.14
Storm Recovery Charge	33 kWh @	\$ 0.001424	\$0.05
Energy Efficiency	33 kWh @	\$ 0.000693	\$0.02
TEEEF	33 kWh @	\$ 0.00084	\$0.03
PUC Assessment			\$0.01

Total Distribution Charges \$7.14

TOTAL CHARGES FOR ESI ID \$8.42 ✓

Customer Name: MATAGORDA COUNTY
 Account Number: 100064844327
 Invoice Number: 055503723647
 Invoice Date: 01/12/2026

613

ESI ID Detail:

Service Address: 414 FISHER MATAGORDA, TX 77457
 Product: Fixed Price

ESI ID: 10032789427542180

Meter ID	Days	Read Type	Previous Read Date	Previous Meter Read	Current Read Date	Current Meter Read	Multiplier	Usage (kWh)	Actual kW/kVA	Billed kW/kVA
200527912	31	Actual	11/17/2025	✓ 2710	12/17/2025	2797	1.00	87		
TOTAL								87	0	0

Electric Service Commercial

Service Period: 11/17/2025 to 12/17/2025 ✓
 TXU Energy Fixed Price

Base Usage	87 kWh @	\$ 0.0377995	\$3.29
Other Charges			\$0.01
Market Securitization (Debt) Financing			\$0.05
Other ERCOT Incremental AS Charges			\$0.03
PUC Assessment			\$0.01

Total Commercial Charges \$3.39

Electric Service Distribution

Service Period: 11/17/2025 to 12/17/2025

Base Charge			\$1.45
Meter Charge			\$4.21
Distribution System Charge	87 kWh @	\$ 0.026454	\$2.30
Transmission Cost Recov Factor	87 kWh @	\$ 0.010825	\$0.94
Distribution Cost Recovery	87 kWh @	\$ 0.004234	\$0.37
Storm Recovery Charge	87 kWh @	\$ 0.001424	\$0.12
Storm Recovery Tax Credit	87 kWh @	\$ 0.000071	\$0.01 CR
Energy Efficiency	87 kWh @	\$ 0.000693	\$0.06
TEEEF	87 kWh @	\$ 0.00084	\$0.07
PUC Assessment			\$0.02

Total Distribution Charges \$9.53

TOTAL CHARGES FOR ESI ID \$12.92 ✓

DST 00072061



Customer Name: MATAGORDA COUNTY
 Account Number: 100064844327
 Invoice Number: 055503723647
 Invoice Date: 01/12/2026

595

ESI ID Detail:

Service Address: OLD GULF RD UNIT STATION COLLCT STA MATAGORDA, TX 77457 ESI ID: 10032789494278861
 Product: Fixed Price

Meter ID	Days	Read Type	Previous Read Date	Previous Meter Read	Current Read Date	Current Meter Read	Multiplier	Usage (kWh)	Actual kW/kVA	Billed kW/kVA
119431822	33	Actual	11/13/2025	✓ 3684	12/15/2025	3732	1.00	48	1	0
TOTAL								48	1	0

Electric Service Commercial

Service Period: 11/13/2025 to 12/15/2025 ✓

TXU Energy Fixed Price

Base Usage	48 kWh @	\$ 0.0377995	\$1.81
Market Securitization (Debt) Financing			\$0.03
Other ERCOT Incremental AS Charges			\$0.01

Total Commercial Charges \$1.85

Electric Service Distribution

Service Period: 11/13/2025 to 12/15/2025

Base Charge			\$1.45
Meter Charge			\$4.21
Distribution System Charge	48 kWh @	\$ 0.026454	\$1.27
Transmission Cost Recov Factor	48 kWh @	\$ 0.010825	\$0.52
Distribution Cost Recovery	48 kWh @	\$ 0.004234	\$0.20
Storm Recovery Charge	48 kWh @	\$ 0.001424	\$0.07
Energy Efficiency	48 kWh @	\$ 0.000693	\$0.03
TEEEF	48 kWh @	\$ 0.00084	\$0.04
PUC Assessment			\$0.01

Total Distribution Charges \$7.80

TOTAL CHARGES FOR ESI ID \$9.65 ✓

Customer Name: MATAGORDA COUNTY
 Account Number: 100064844327
 Invoice Number: 055503723647
 Invoice Date: 01/12/2026

613

ESI ID Detail:

Service Address: 115 LAUREL MATAGORDA, TX 77457
Product: Fixed Price

ESI ID: 10032789495257641

Meter ID	Days	Read Type	Previous Read Date	Previous Meter Read	Current Read Date	Current Meter Read	Multiplier	Usage (kWh)	Actual kW/kVA	Billed kW/kVA
200292168	31	Actual	11/17/2025	✓ 6250	12/17/2025	6426	1.00	176	4	0
TOTAL								176	4	0

Electric Service Commercial

Service Period: 11/17/2025 to 12/17/2025 ✓
 TXU Energy Fixed Price

Base Usage	176 kWh @	\$ 0.0377995	\$6.65
Other Charges			\$0.02
Market Securitization (Debt) Financing			\$0.09
Other ERCOT Incremental AS Charges			\$0.05
PUC Assessment			\$0.01

Total Commercial Charges \$6.82

Electric Service Distribution

Service Period: 11/17/2025 to 12/17/2025

Base Charge			\$1.45
Meter Charge			\$4.21
Distribution System Charge	176 kWh @	\$ 0.026454	\$4.66
Transmission Cost Recov Factor	176 kWh @	\$ 0.010825	\$1.91
Distribution Cost Recovery	176 kWh @	\$ 0.004234	\$0.75
Storm Recovery Charge	176 kWh @	\$ 0.001424	\$0.25
Storm Recovery Tax Credit	176 kWh @	\$ 0.000071	\$0.01 CR
Energy Efficiency	176 kWh @	\$ 0.000693	\$0.12
TEEEF	176 kWh @	\$ 0.00084	\$0.15
PUC Assessment			\$0.02

Total Distribution Charges \$13.51

TOTAL CHARGES FOR ESI ID \$20.33 ✓



Customer Name: MATAGORDA COUNTY
 Account Number: 100064844327
 Invoice Number: 055503723647
 Invoice Date: 01/12/2026

613

ESI ID Detail:

Service Address: 772 LAUREL SEASONAL METER MATAGORDA, TX 77457
Product: Fixed Price

ESI ID: 10032789417127397

Meter ID	Days	Read Type	Previous Read Date	Previous Meter Read	Current Read Date	Current Meter Read	Multiplier	Usage (kWh)	Actual kW/kVA	Billed kW/kVA
148896249	31	Actual	11/17/2025	✓ 10971	12/17/2025	11033	1.00	62	6	0
TOTAL								62	6	0

Electric Service Commercial

Service Period: 11/17/2025 to 12/17/2025 ✓

TXU Energy Fixed Price

Base Usage	62 kWh @	\$ 0.0377995	\$2.34
Other Charges			\$0.01
Market Securitization (Debt) Financing			\$0.03
Other ERCOT Incremental AS Charges			\$0.02

Total Commercial Charges \$2.40

Electric Service Distribution

Service Period: 11/17/2025 to 12/17/2025

Base Charge			\$1.45
Meter Charge			\$4.21
Distribution System Charge	62 kWh @	\$ 0.026454	\$1.64
Transmission Cost Recov Factor	62 kWh @	\$ 0.010825	\$0.67
Distribution Cost Recovery	62 kWh @	\$ 0.004234	\$0.26
Storm Recovery Charge	62 kWh @	\$ 0.001424	\$0.09
Energy Efficiency	62 kWh @	\$ 0.000693	\$0.04
TEEEF	62 kWh @	\$ 0.00084	\$0.05
PUC Assessment			\$0.01

Total Distribution Charges \$8.42

TOTAL CHARGES FOR ESI ID \$10.82 ✓

Customer Name: MATAGORDA COUNTY
 Account Number: 100064844327
 Invoice Number: 055503723647
 Invoice Date: 01/12/2026

613

ESI ID Detail:

Service Address: 487 MAGNOLIA ST UNIT MATAGORDA, TX 77457
 Product: Fixed Price

ESI ID: 10032789414370120

Meter ID	Days	Read Type	Previous Read Date	Previous Meter Read	Current Read Date	Current Meter Read	Multiplier	Usage (kWh)	Actual kW/kVA	Billed kW/kVA
200227986	31	Actual	11/17/2025	✓ 25297	12/17/2025	26195	1.00	898	8	8
TOTAL								898	8	8

Electric Service Commercial

Service Period: 11/17/2025 to 12/17/2025 ✓

TXU Energy Fixed Price

Base Usage	898 kWh @	\$ 0.0377995	\$33.94
Other Charges			\$0.09
Market Securitization (Debt) Financing			\$0.50
Other ERCOT Incremental AS Charges			\$0.28
PUC Assessment			\$0.06

Total Commercial Charges \$34.87

Electric Service Distribution

Service Period: 11/17/2025 to 12/17/2025

Base Charge			\$2.28
Meter Charge			\$19.72
Distribution System Charge	7.8 kW @	\$ 7.148	\$55.75
Transmission Cost Recov Factor	7.8 kW @	\$ 4.375157	\$34.13
Distribution Cost Recovery	7.8 kW @	\$ 0.550016	\$4.29
Storm Recovery Charge	9.2 kW @	\$ 0.265218	\$2.44
Storm Recovery Tax Credit	9.2 kW @	\$ 0.013764	\$0.13 CR
Energy Efficiency	898 kWh @	\$ 0.00067	\$0.60
TEEEF	7.8 kW @	\$ 0.2281	\$1.78
PUC Assessment			\$0.20

Total Distribution Charges \$121.06

TOTAL CHARGES FOR ESI ID \$155.93 ✓



Customer Name: MATAGORDA COUNTY
 Account Number: 100064844327
 Invoice Number: 055503723647
 Invoice Date: 01/12/2026

613

ESI ID Detail:

Service Address: 637 MARKET ST UNIT FIRESTA MATAGORDA, TX 77457
 Product: Fixed Price

ESI ID: 10032789446568110

Meter ID	Days	Read Type	Previous Read Date	Previous Meter Read	Current Read Date	Current Meter Read	Multiplier	Usage (kWh)	Actual kW/kVA	Billed kW/kVA
122330875	31	Actual	11/17/2025	✓ 215396	12/17/2025	215985	1.00	589	14	14
TOTAL								589	14	14

Electric Service Commercial

Service Period: 11/17/2025 to 12/17/2025 ✓
 TXU Energy Fixed Price

Base Usage	589 kWh @	\$ 0.0377995	\$22.26
Other Charges			\$0.06
Market Securitization (Debt) Financing			\$0.32
Other ERCOT Incremental AS Charges			\$0.19
PUC Assessment			\$0.04

Total Commercial Charges \$22.87

Electric Service Distribution

Service Period: 11/17/2025 to 12/17/2025

Base Charge			\$2.28
Meter Charge			\$19.72
Distribution System Charge	13.9 kW @	\$ 7.148	\$99.36
Transmission Cost Recov Factor	13.9 kW @	\$ 4.375157	\$60.81
Distribution Cost Recovery	13.9 kW @	\$ 0.550016	\$7.65
Storm Recovery Charge	16.6 kW @	\$ 0.265218	\$4.40
Storm Recovery Tax Credit	16.6 kW @	\$ 0.013764	\$0.23 CR
Energy Efficiency	589 kWh @	\$ 0.00067	\$0.39
TEEEF	13.9 kW @	\$ 0.2281	\$3.17
PUC Assessment			\$0.32

Total Distribution Charges \$197.87

TOTAL CHARGES FOR ESI ID \$220.74

000052 27/33

000052 27/33

Customer Name: MATAGORDA COUNTY
 Account Number: 100064844327
 Invoice Number: 055503723647
 Invoice Date: 01/12/2026

662

ESI ID Detail:

Service Address: 2 RIVER BEND ODLT 400HPS MATAGORDA, TX 77457
Product: Fixed Price

ESI ID: 10032789432664941

Meter ID	Days	Read Type	Previous Read Date	Previous Meter Read	Current Read Date	Current Meter Read	Multiplier	Usage (kWh)	Actual kW/kVA	Billed kW/kVA
7006992918SD	31	Actual	11/17/2025	0	12/17/2025	✓ 155	1.00	155		
TOTAL								155	0	0

Electric Service Commercial

Service Period: 11/17/2025 to 12/17/2025 ✓

TXU Energy Fixed Price

Base Usage	155 kWh @	\$ 0.0377995	\$5.86
Other Charges			\$0.02
Market Securitization (Debt) Financing			\$0.08
Other ERCOT Incremental AS Charges			\$0.05
PUC Assessment			\$0.01

Total Commercial Charges \$6.02

Electric Service Distribution

Service Period: 11/17/2025 to 12/17/2025

Outdoor Lighting - Facilities			\$7.51
Distribution System Charge	155 kWh @	\$ 0.0264516	\$4.10
Transmission Cost Recov Factor	155 kWh @	\$ 0.0108387	\$1.68
Distribution Cost Recovery	155 kWh @	\$ 0.0042581	\$0.66
Storm Recovery Charge	155 kWh @	\$ 0.0092903	\$1.44
Storm Recovery Tax Credit	155 kWh @	\$ 0.0004516	\$0.07 CR
TEEEF	155 kWh @	\$ 0.0008387	\$0.13
PUC Assessment			\$0.02

Total Distribution Charges \$15.47

TOTAL CHARGES FOR ESI ID \$21.49



Customer Name: MATAGORDA COUNTY
 Account Number: 100064844327
 Invoice Number: 055503723647
 Invoice Date: 01/12/2026

615

ESI ID Detail:

Service Address: HIGHWAY 111 ODL MIDFIELD, TX 77458
 Product: Fixed Price

ESI ID: 10032789492176731

Meter ID	Days	Read Type	Previous Read Date	Previous Meter Read	Current Read Date	Current Meter Read	Multiplier	Usage (kWh)	Actual kW/kVA	Billed kW/kVA
7007147859SD	31	Actual	11/03/2025	0	12/03/2025	✓ 104	1.00	104		
TOTAL								104	0	0

Electric Service Commercial

Service Period: 11/03/2025 to 12/03/2025 ✓
 TXU Energy Fixed Price

Base Usage	104 kWh @	\$ 0.0377995	\$3.93
Other Charges			\$0.01
Market Securitization (Debt) Financing			\$0.05
Other ERCOT Incremental AS Charges			\$0.02
PUC Assessment			\$0.01

Total Commercial Charges \$4.02

Electric Service Distribution

Service Period: 11/03/2025 to 12/03/2025

Outdoor Lighting - Facilities			\$7.11
Distribution System Charge	104 kWh @	\$ 0.0264423	\$2.75
Transmission Cost Recov Factor	104 kWh @	\$ 0.0108654	\$1.13
Distribution Cost Recovery	104 kWh @	\$ 0.0042308	\$0.44
Storm Recovery Charge	104 kWh @	\$ 0.0093269	\$0.97
Storm Recovery Tax Credit	104 kWh @	\$ 0.0004808	\$0.05 CR
TEEEF	104 kWh @	\$ 0.0008654	\$0.09
PUC Assessment			\$0.02

Total Distribution Charges \$12.46

TOTAL CHARGES FOR ESI ID \$16.48 ✓

Customer Name: MATAGORDA COUNTY
 Account Number: 100064844327
 Invoice Number: 055503723647
 Invoice Date: 01/12/2026

615

ESI ID Detail:

Service Address: 110 JUNETTA AVE MIDFIELD, TX 77458
 Product: Fixed Price

ESI ID: 10032789459047060

Meter ID	Days	Read Type	Previous Read Date	Previous Meter Read	Current Read Date	Current Meter Read	Multiplier	Usage (kWh)	Actual kW/kVA	Billed kW/kVA
157104699	31	Actual	11/03/2025	✓ 25575	12/03/2025	26880	1.00	1305	9	9
TOTAL								1305	9	9

Electric Service Commercial

Service Period: 11/03/2025 to 12/03/2025 ✓
 TXU Energy Fixed Price

Base Usage	1305 kWh @	\$ 0.0377995	\$49.33
Other Charges			\$0.13
Market Securitization (Debt) Financing			\$0.64
Other ERCOT Incremental AS Charges			\$0.20
PUC Assessment			\$0.08

Total Commercial Charges \$50.38

Electric Service Distribution

Service Period: 11/03/2025 to 12/03/2025

Base Charge			\$2.28
Meter Charge			\$19.72
Distribution System Charge	9.3 kW @	\$ 7.148	\$66.48
Transmission Cost Recov Factor	9.3 kW @	\$ 4.375157	\$40.69
Distribution Cost Recovery	9.3 kW @	\$ 0.550016	\$5.12
Storm Recovery Charge	19.4 kW @	\$ 0.265218	\$5.15
Storm Recovery Tax Credit	19.4 kW @	\$ 0.013764	\$0.27 CR
Energy Efficiency	1,305 kWh @	\$ 0.00067	\$0.87
TEEEF	9.3 kW @	\$ 0.2281	\$2.12
PUC Assessment			\$0.23

Total Distribution Charges \$142.39

TOTAL CHARGES FOR ESI ID \$192.77 ✓



Customer Name: MATAGORDA COUNTY
 Account Number: 100064844327
 Invoice Number: 055503723647
 Invoice Date: 01/12/2026

615

ESI ID Detail:

Service Address: 110 JUNETTA ODLT 150HPS AL MIDFIELD, TX 77458
Product: Fixed Price

ESI ID: 10032789459047061

Meter ID	Days	Read Type	Previous Read Date	Previous Meter Read	Current Read Date	Current Meter Read	Multiplier	Usage (kWh)	Actual kW/kVA	Billed kW/kVA
7007074246SD	31	Actual	11/03/2025	0	12/03/2025	✓ 57	1.00	57		
TOTAL								57	0	0

Electric Service Commercial

Service Period: 11/03/2025 to 12/03/2025 ✓

TXU Energy Fixed Price

Base Usage	57 kWh @	\$ 0.0377995	\$2.16
Other Charges			\$0.01
Market Securitization (Debt) Financing			\$0.03
Other ERCOT Incremental AS Charges			\$0.01

Total Commercial Charges \$2.21

Electric Service Distribution

Service Period: 11/03/2025 to 12/03/2025

Outdoor Lighting - Facilities			\$6.44
Distribution System Charge	57 kWh @	\$ 0.0264912	\$1.51
Transmission Cost Recov Factor	57 kWh @	\$ 0.0108772	\$0.62
Distribution Cost Recovery	57 kWh @	\$ 0.0042105	\$0.24
Storm Recovery Charge	57 kWh @	\$ 0.0092982	\$0.53
Storm Recovery Tax Credit	57 kWh @	\$ 0.0005263	\$0.03 CR
TEEEF	57 kWh @	\$ 0.0008772	\$0.05
PUC Assessment			\$0.01

Total Distribution Charges \$9.37

TOTAL CHARGES FOR ESI ID \$11.58 ✓



Customer Name: MATAGORDA COUNTY
 Account Number: 100064844327
 Invoice Number: 055503723647
 Invoice Date: 01/12/2026

615

ESI ID Detail:

Service Address: RAWLS ODL MIDFIELD, TX 77458
Product: Fixed Price

ESI ID: 10032789461418841

Meter ID	Days	Read Type	Previous Read Date	Previous Meter Read	Current Read Date	Current Meter Read	Multiplier	Usage (kWh)	Actual kW/kVA	Billed kW/kVA
7007068113SD	31	Actual	11/03/2025	0	12/03/2025	✓ 104	1.00	104		
TOTAL								104	0	0

Electric Service Commercial

Service Period: 11/03/2025 to 12/03/2025 ✓

TXU Energy Fixed Price

Base Usage	104 kWh @	\$ 0.0377995	\$3.93
Other Charges			\$0.01
Market Securitization (Debt) Financing			\$0.05
Other ERCOT Incremental AS Charges			\$0.02
PUC Assessment			\$0.01

Total Commercial Charges \$4.02

Electric Service Distribution

Service Period: 11/03/2025 to 12/03/2025

Outdoor Lighting - Facilities			\$7.11
Distribution System Charge	104 kWh @	\$ 0.0264423	\$2.75
Transmission Cost Recov Factor	104 kWh @	\$ 0.0108654	\$1.13
Distribution Cost Recovery	104 kWh @	\$ 0.0042308	\$0.44
Storm Recovery Charge	104 kWh @	\$ 0.0093269	\$0.97
Storm Recovery Tax Credit	104 kWh @	\$ 0.0004808	\$0.05 CR
TEEEF	104 kWh @	\$ 0.0008654	\$0.09
PUC Assessment			\$0.02

Total Distribution Charges \$12.46

TOTAL CHARGES FOR ESI ID \$16.48 ✓

Customer Name: MATAGORDA COUNTY
 Account Number: 100064844327
 Invoice Number: 055503723647
 Invoice Date: 01/12/2026

615

ESI ID Detail:

Service Address: 955 STREETLIGHT STLG 1000HPS MIDFIELD, TX 77458
Product: Fixed Price

ESI ID: 10032789441468646

Meter ID	Days	Read Type	Previous Read Date	Previous Meter Read	Current Read Date	Current Meter Read	Multiplier	Usage (kWh)	Actual kW/kVA	Billed kW/kVA
7005524968SD	35	Actual	11/25/2025	0	12/29/2025	✓ 367	1.00	367		
TOTAL								367	0	0

Electric Service Commercial

Service Period: 11/25/2025 to 12/29/2025 ✓

TXU Energy Fixed Price

Base Usage	367 kWh @	\$ 0.0377995	\$13.87
Other Charges			\$0.04
Market Securitization (Debt) Financing			\$0.20
Other ERCOT Incremental AS Charges			\$0.11
PUC Assessment			\$0.02

Total Commercial Charges \$14.24

Electric Service Distribution

Service Period: 11/25/2025 to 12/29/2025

Base Charge			\$1.45
Street Lighting - Facilities			\$10.19
Distribution System Charge	367 kWh @	\$ 0.0264578	\$9.71
Transmission Cost Recov Factor	367 kWh @	\$ 0.0108174	\$3.97
Distribution Cost Recovery	367 kWh @	\$ 0.0042234	\$1.55
Storm Recovery Charge	367 kWh @	\$ 0.0092916	\$3.41
Storm Recovery Tax Credit	367 kWh @	\$ 0.0004632	\$0.17 CR
TEEEF	367 kWh @	\$ 0.0008447	\$0.31
PUC Assessment			\$0.04

Total Distribution Charges \$30.46

TOTAL CHARGES FOR ESI ID \$44.70 ✓



Customer Name: MATAGORDA COUNTY
 Account Number: 100064844327
 Invoice Number: 055503723647
 Invoice Date: 01/12/2026

615

ESI ID Detail:

Service Address: RAWLS UNIT FIRES MIDFIELD, TX 77458
 Product: Fixed Price

ESI ID: 10032789433412700

Meter ID	Days	Read Type	Previous Read Date	Previous Meter Read	Current Read Date	Current Meter Read	Multiplier	Usage (kWh)	Actual kW/kVA	Billed kW/kVA
136592656	31	Actual	11/03/2025	✓ 251088	12/03/2025	252758	1.00	1670	3	3
TOTAL								1670	3	3

Electric Service Commercial

Service Period: 11/03/2025 to 12/03/2025 ✓
 TXU Energy Fixed Price

Base Usage	1670 kWh @	\$ 0.0377995	\$63.13
Other Charges			\$0.17
Market Securitization (Debt) Financing			\$0.81
Other ERCOT Incremental AS Charges			\$0.26
PUC Assessment			\$0.11

Total Commercial Charges \$64.48

Electric Service Distribution

Service Period: 11/03/2025 to 12/03/2025

Base Charge			\$2.28
Meter Charge			\$19.72
Distribution System Charge	3.2 kW @	\$ 7.148	\$22.87
Transmission Cost Recov Factor	3.2 kW @	\$ 4.375157	\$14.00
Distribution Cost Recovery	3.2 kW @	\$ 0.550016	\$1.76
Storm Recovery Charge	12 kW @	\$ 0.265218	\$3.18
Storm Recovery Tax Credit	12 kW @	\$ 0.013764	\$0.17 CR
Energy Efficiency	1,670 kWh @	\$ 0.00067	\$1.12
TEEEF	3.2 kW @	\$ 0.2281	\$0.73
PUC Assessment			\$0.10

Total Distribution Charges \$65.59

TOTAL CHARGES FOR ESI ID \$130.07 ✓



000052 30/33



Customer Name: MATAGORDA COUNTY
 Account Number: 100064844327
 Invoice Number: 055503723647
 Invoice Date: 01/12/2026

463

ESI ID Detail:

Service Address: 405 COMMERCE ST PALACIOS, TX 77465-5468
 Product: Fixed Price

ESI ID: 10032789440808411

Meter ID	Days	Read Type	Previous Read Date	Previous Meter Read	Current Read Date	Current Meter Read	Multiplier	Usage (kWh)	Actual kW/kVA	Billed kW/kVA
119430885	33	Actual	11/19/2025	✓ 769337	12/21/2025	770722	1.00	1385	16	16
TOTAL								1385	16	16

Electric Service Commercial

Service Period: 11/19/2025 to 12/21/2025 ✓
 TXU Energy Fixed Price

Base Usage	1385 kWh @	\$ 0.0377995	\$52.35
Other Charges			\$0.14
Market Securitization (Debt) Financing			\$0.75
Other ERCOT Incremental AS Charges			\$0.42
PUC Assessment			\$0.09
Gross Receipts Reimb			\$0.58

Total Commercial Charges \$54.33

Electric Service Distribution

Service Period: 11/19/2025 to 12/21/2025

Base Charge			\$2.28
Meter Charge			\$19.72
Distribution System Charge	15.5 kW @	\$ 7.148	\$110.79
Transmission Cost Recov Factor	15.5 kW @	\$ 4.375157	\$67.81
Distribution Cost Recovery	15.5 kW @	\$ 0.550016	\$8.53
Storm Recovery Charge	23.5 kW @	\$ 0.265218	\$6.23
Storm Recovery Tax Credit	23.5 kW @	\$ 0.013764	\$0.32 CR
Energy Efficiency	1,385 kWh @	\$ 0.00067	\$0.93
TEEEF	15.5 kW @	\$ 0.2281	\$3.54
PUC Assessment			\$0.35
Gross Receipts Reimb			\$2.27

Total Distribution Charges \$222.13

TOTAL CHARGES FOR ESI ID \$276.46 ✓



Customer Name: MATAGORDA COUNTY
 Account Number: 100064844327
 Invoice Number: 055503723647
 Invoice Date: 01/12/2026

614

SJD

ESI ID Detail:

Service Address: 25000 STATE HIGHWAY 35 S PALACIOS, TX 77465-1920
Product: Fixed Price

ESI ID: 10032789474945242

Meter ID	Days	Read Type	Previous Read Date	Previous Meter Read	Current Read Date	Current Meter Read	Multiplier	Usage (kWh)	Actual kW/kVA	Billed kW/kVA
7005712552SD	31	Actual	11/10/2025	0	12/10/2025	✓ 620	1.00	620		
TOTAL								620	0	0

Electric Service Commercial

Service Period: 11/10/2025 to 12/10/2025 ✓
 TXU Energy Fixed Price

Base Usage	620 kWh @	\$ 0.0377995	\$23.44
Other Charges			\$0.07
Market Securitization (Debt) Financing			\$0.34
Other ERCOT Incremental AS Charges			\$0.18
PUC Assessment			\$0.04

Total Commercial Charges \$24.07

Electric Service Distribution

Service Period: 11/10/2025 to 12/10/2025

Outdoor Lighting - Facilities			\$30.04
Distribution System Charge	620 kWh @	\$ 0.0264516	\$16.40
Transmission Cost Recov Factor	620 kWh @	\$ 0.0108226	\$6.71
Distribution Cost Recovery	620 kWh @	\$ 0.0042419	\$2.63
Storm Recovery Charge	620 kWh @	\$ 0.0093065	\$5.77
Storm Recovery Tax Credit	620 kWh @	\$ 0.0004677	\$0.29 CR
TEEEF	620 kWh @	\$ 0.0008387	\$0.52
PUC Assessment			\$0.09

Total Distribution Charges \$61.87

TOTAL CHARGES FOR ESI ID \$85.94 ✓



Customer Name: MATAGORDA COUNTY
 Account Number: 100064844327
 Invoice Number: 055503723647
 Invoice Date: 01/12/2026

614

ESI ID Detail:

Service Address: 25000 STATE HIGHWAY 35 S UNIT OFFIC PALACIOS, TX 77465-1920 ESI ID: 10032789453394875
 Product: Fixed Price

Meter ID	Days	Read Type	Previous Read Date	Previous Meter Read	Current Read Date	Current Meter Read	Multiplier	Usage (kWh)	Actual kW/kVA	Billed kW/kVA
200161839	31	Actual	11/10/2025	✓ 8629	12/10/2025	9155	1.00	526	5	0
TOTAL								526	5	0

Electric Service Commercial

Service Period: 11/10/2025 to 12/10/2025 ✓
 TXU Energy Fixed Price

Base Usage	526 kWh @	\$ 0.0377995	\$19.88
Other Charges			\$0.05
Market Securitization (Debt) Financing			\$0.29
Other ERCOT Incremental AS Charges			\$0.16
PUC Assessment			\$0.03

Total Commercial Charges \$20.41

Electric Service Distribution

Service Period: 11/10/2025 to 12/10/2025

Base Charge			\$1.45
Meter Charge			\$4.21
Distribution System Charge	526 kWh @	\$ 0.026454	\$13.91
Transmission Cost Recov Factor	526 kWh @	\$ 0.010825	\$5.69
Distribution Cost Recovery	526 kWh @	\$ 0.004234	\$2.23
Storm Recovery Charge	526 kWh @	\$ 0.001424	\$0.75
Storm Recovery Tax Credit	526 kWh @	\$ 0.000071	\$0.04 CR
Energy Efficiency	526 kWh @	\$ 0.000693	\$0.36
TEEEF	526 kWh @	\$ 0.00084	\$0.44
PUC Assessment			\$0.05

Total Distribution Charges \$29.05

TOTAL CHARGES FOR ESI ID \$49.46 ✓

000052 32/33

000052 32/33

Customer Name: MATAGORDA COUNTY
 Account Number: 100064844327
 Invoice Number: 055503723647
 Invoice Date: 01/12/2026

614

ESI ID Detail:

Service Address: 25000 STATE HIGHWAY 35 S UNIT P7 PALACIOS, TX 77465-1920 **ESI ID:** 10032789474945241
Product: Fixed Price

Meter ID	Days	Read Type	Previous Read Date	Previous Meter Read	Current Read Date	Current Meter Read	Multiplier	Usage (kWh)	Actual kW/kVA	Billed kW/kVA
122240914	31	Actual	11/10/2025	67569	12/10/2025	67819	1.00	250	7	0
TOTAL								250	7	0

Electric Service Commercial

Service Period: 11/10/2025 to 12/10/2025 ✓

TXU Energy Fixed Price

Base Usage	250 kWh @	\$ 0.0377995	\$9.45
Other Charges			\$0.03
Market Securitization (Debt) Financing			\$0.13
Other ERCOT Incremental AS Charges			\$0.08
PUC Assessment			\$0.02

Total Commercial Charges \$9.71

Electric Service Distribution

Service Period: 11/10/2025 to 12/10/2025

Base Charge			\$1.45
Meter Charge			\$4.21
Distribution System Charge	250 kWh @	\$ 0.026454	\$6.61
Transmission Cost Recov Factor	250 kWh @	\$ 0.010825	\$2.71
Distribution Cost Recovery	250 kWh @	\$ 0.004234	\$1.06
Storm Recovery Charge	250 kWh @	\$ 0.001424	\$0.36
Storm Recovery Tax Credit	250 kWh @	\$ 0.000071	\$0.02 CR
Energy Efficiency	250 kWh @	\$ 0.000693	\$0.17
TEEEF	250 kWh @	\$ 0.00084	\$0.21
PUC Assessment			\$0.03

Total Distribution Charges \$16.79

TOTAL CHARGES FOR ESI ID \$26.50 ✓

DST 00072061



Customer Name: MATAGORDA COUNTY
 Account Number: 100064844327
 Invoice Number: 055503723647
 Invoice Date: 01/12/2026

612

ESI ID Detail:

Service Address: 17817 WOOD PLEDGER, TX 77468-0000
Product: Fixed Price

ESI ID: 1008901015815710800100

Meter ID	Days	Read Type	Previous Read Date	Previous Meter Read	Current Read Date	Current Meter Read	Multiplier	Usage (kWh)	Actual kW/kVA	Billed kW/kVA
I90851001	31	Actual	11/18/2025	✓ 12710	12/18/2025	12971	1.00	261	13	13
TOTAL								261	13	13

Electric Service Commercial

Service Period: 11/18/2025 to 12/18/2025 ✓

TXU Energy Fixed Price

Base Usage	261 kWh @	\$ 0.0377995	\$9.87
Other Charges			\$0.03
Market Securitization (Debt) Financing			\$0.14
Other ERCOT Incremental AS Charges			\$0.08
PUC Assessment			\$0.02

Total Commercial Charges \$10.14

Electric Service Distribution

Service Period: 11/18/2025 to 12/18/2025

Base Charge			\$4.14
Meter Charge			\$9.27
Distribution System Charge	13 kVA @	\$ 4.893077	\$63.61
Transmission Cost Recov Factor	12.51 kVA @	\$ 4.298961	\$53.78
Distribution Cost Recovery	13 kVA @	\$ 0.499231	\$6.49
Storm Recovery Charge	13 kVA @	\$ 0.194615	\$2.53
Nuclear Decommission	13 kVA @	\$ 0.001538	\$0.02
TDU Bill Credit	13 kVA @	\$ 0.01	\$0.13 CR
Tax Refund Credit	13 kVA @	\$ 0.032308	\$0.42 CR
Rate Case Expense Surcharge	13 kVA @	\$ 0.008462	\$0.11
Energy Efficiency	261 kWh @	\$ 0.000728	\$0.19
TEEEF	13 kVA @	\$ 0.504615	\$6.56
PUC Assessment			\$0.23

Total Distribution Charges \$146.38

TOTAL CHARGES FOR ESI ID \$156.52 ✓

Current Charges \$19,616.93 ✓

000052 33/33